



2015

## Monitor Enclosure & Kiosk Catalog



# noventri®

## TABLE OF CONTENTS

|  | MONITOR SIZES           | ENCLOSURE TYPE, STYLE & ATTRIBUTES                                   | PAGE |
|--|-------------------------|--|------|
|    | 8"/10"/15"/19"/22"      | Meeting Room Identity / Beveled edge                                 | 3    |
|  | 8"/10"/15"/19"/22"      | Meeting Room Identity / 90 degree edge                               | 4    |
|  | 8"/10"/15"/19"/22"      | Meeting Room Identity / Recess-Decorative hardware                   | 5    |
|  | 8"/10"/15"/19"/22"      | Small enclosure assembly reference <u>Surface &amp; Recess</u> mount | 6    |
|   | 32"/42"/46"/55"         | Large surface & recess mount, SINGLE / Beveled edge                  | 7    |
|  | 32"/42"/46"/55"         | Large surface & recess mount, DUAL / Beveled edge                    | 8    |
|  | 32"/42"/46"/55"         | Large surface & recess mount, SINGLE / 90 degree edge                | 9    |
|  | 32"/42"/46"/55"         | Large surface & recess mount, DUAL / 90 degree edge                  | 10   |
|  | 32"/42"/46"/55"         | Large surface & recess mount, SINGLE / Decorative hardware           | 11   |
|  | 32"/42"/46"/55"         | Large surface & recess mount, DUAL / Decorative hardware             | 12   |
|  | applies to wall mount   | Large enclosure assembly reference <u>Surface</u> Mount              | 13   |
|  | applies to wall mount   | Large enclosure assembly reference <u>Recess</u> Mount               | 14   |
|  | 42"/46"/55"             | Bolt-down KIOSK / Transparent base                                   | 15   |
|  | 42"/46"/55"             | Bolt-down KIOSK / 90 degree edge                                     | 16   |
|  | 42"/46"/55"             | Bolt-down KIOSK / Slip cover base, 90 degree edge                    | 17   |
|  | 42"/46"/55"             | Freestanding angled KIOSK / 3 Leg angled back base                   | 18   |
|  | 42"/46"/55"             | Freestanding angled KIOSK / 2 Leg stepped base                       | 19   |
|  | 42"/46"/55"             | Freestanding angled KIOSK / Solid leg with beveled base              | 20   |
|  | 46"/55"                 | Bolt-down angled KIOSK, 2 Leg, wheelchair access                     | 21   |
|  | applies to all sizes    | Metal laminate & color complimentary finish guide                    | 22   |
|  | applies to all sizes    | Wood laminate finish reference                                       | 23   |
|  | informational reference | Tactile copy color guide (Rowmark)                                   | 24   |
|  | informational reference | A.D.A. compliant typeface options                                    | 25   |
|  | informational reference | A.D.A. compliant typeface options                                    | 26   |
|  | informational reference | A.D.A. compliant tactile copy and readability codes                  | 27   |

# 8"-22" LCD Monitor Enclosures

**Type:** surface & recess mount | beveled edge



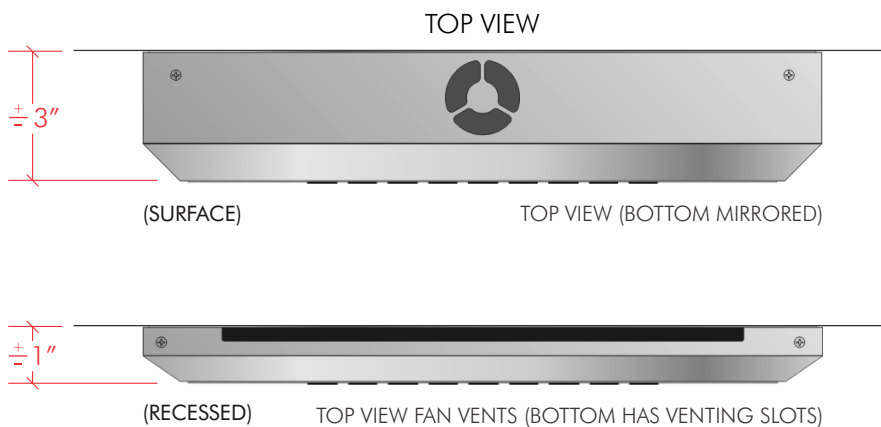
- The beveled edge cover design creates a slimming, stylish modern feel.
- The removable cover allows for easy access to all internal components.
- Logo or graphic may be used in addition to a room name (additional fees will apply).
- Tactile A.D.A. compliant copy & braille is an optional feature.
- Monitor is displayed in a horizontal orientation.



| surface mount |      |
|---------------|------|
| Part Number   | Size |
| 8HS-BV.MIR    | 8"   |
| 10HS-BV.MIR   | 10"  |
| 15HS-BV.PLA   | 15"  |
| 19HS-BV.SAM   | 19"  |
| 22HS-BV.ACER  | 22"  |



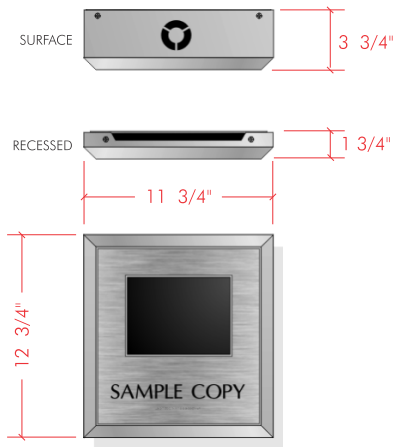
| recess mount |      |
|--------------|------|
| Part Number  | Size |
| 8HR-BV.MIR   | 8"   |
| 10HR-BV.MIR  | 10"  |
| 15HR-BV.PLA  | 15"  |
| 19HR-BV.SAM  | 19"  |
| 22HR-BV.ACER | 22"  |



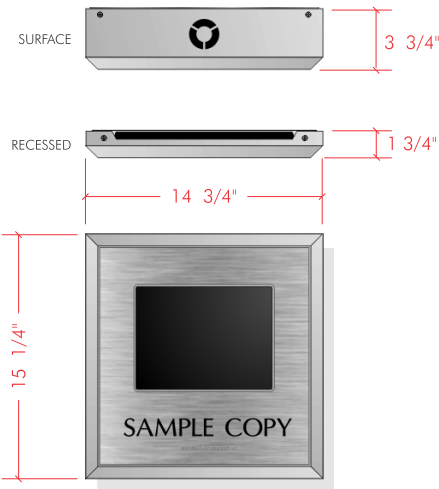
NOTE: The typeface are for example only. See typeface pages for options.

# 8"-22" LCD Monitor Enclosures

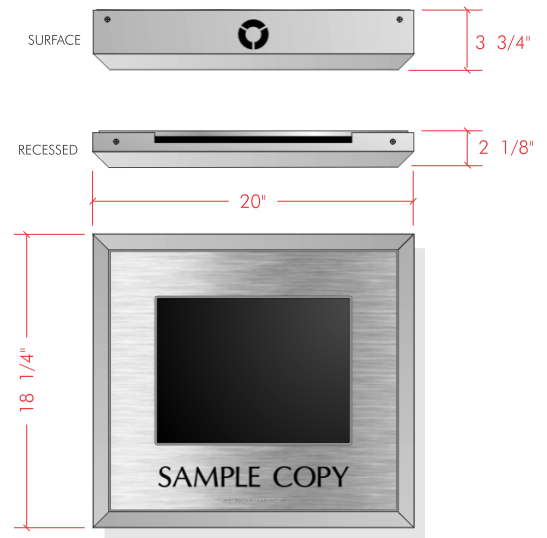
Type: Meeting room identity size options | Beveled edge



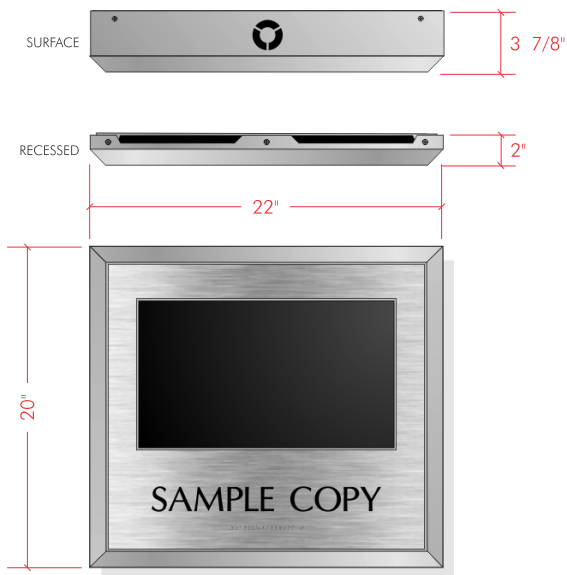
8" monitor



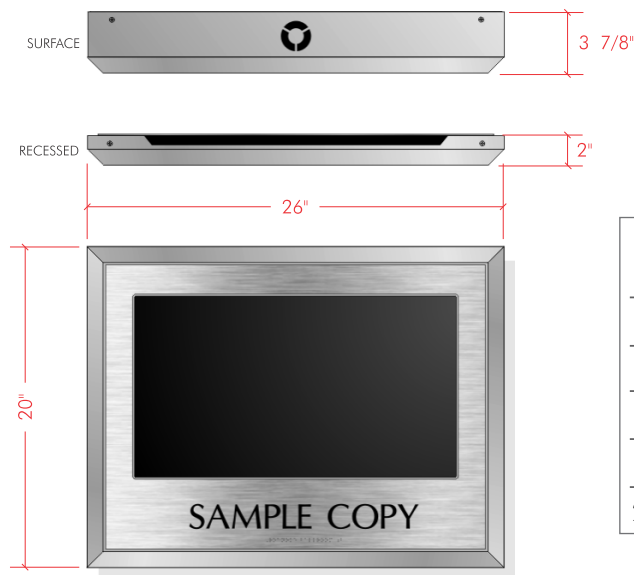
10" monitor



15" monitor



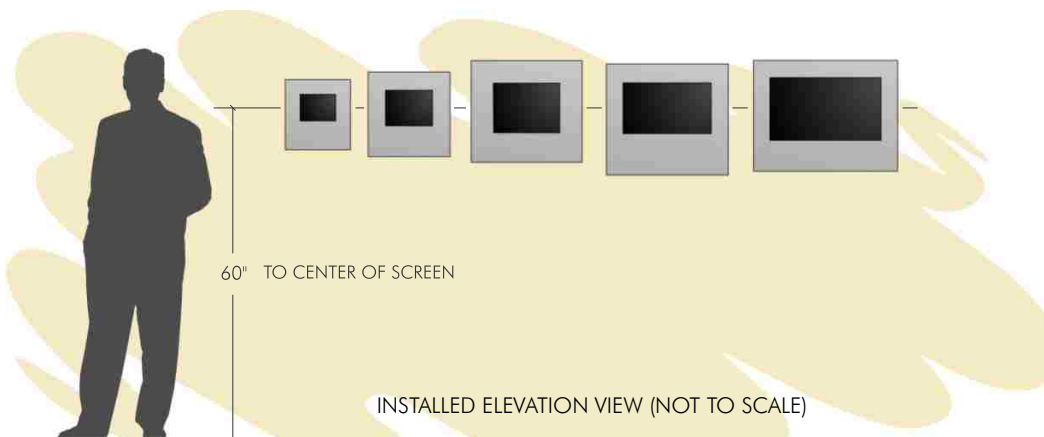
19" monitor



22" monitor

| surface mount |      |
|---------------|------|
| Part Number   | Size |
| 8HS-BV.MIR    | 8"   |
| 10HS-BV.MIR   | 10"  |
| 15HS-BV.PLA   | 15"  |
| 19HS-BV.SAM   | 19"  |
| 22HS-BV.ACER  | 22"  |

| recess mount |      |
|--------------|------|
| Part Number  | Size |
| 8HR-BV.MIR   | 8"   |
| 10HR-BV.MIR  | 10"  |
| 15HR-BV.PLA  | 15"  |
| 19HR-BV.SAM  | 19"  |
| 22HR-BV.ACER | 22"  |

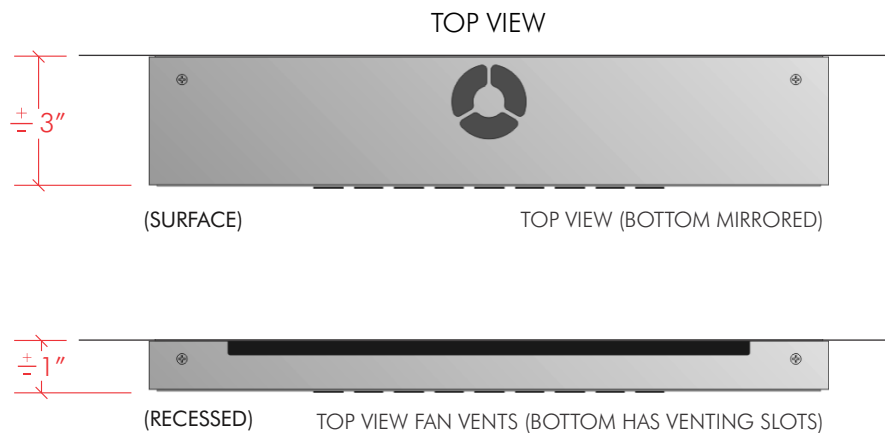


# 8"-22" LCD Monitor Enclosures


**Type:** surface & recess mount | 90° edge



- This clean and modern enclosure design is subtle, inviting and promotes guest interaction.
- The removable cover allows for easy access to all internal components.
- Logo or graphic may be used in addition to a room name (additional fees will apply).
- Tactile A.D.A. compliant copy & braille is an optional feature.
- Monitor is displayed in a horizontal orientation only.



| surface mount |      |
|---------------|------|
| Part Number   | Size |
| 8HS-90.MIR    | 8"   |
| 10HS-90.MIR   | 10"  |
| 15HS-90.PLA   | 15"  |
| 19HS-90.SAM   | 19"  |
| 22HS-90.ACER  | 22"  |

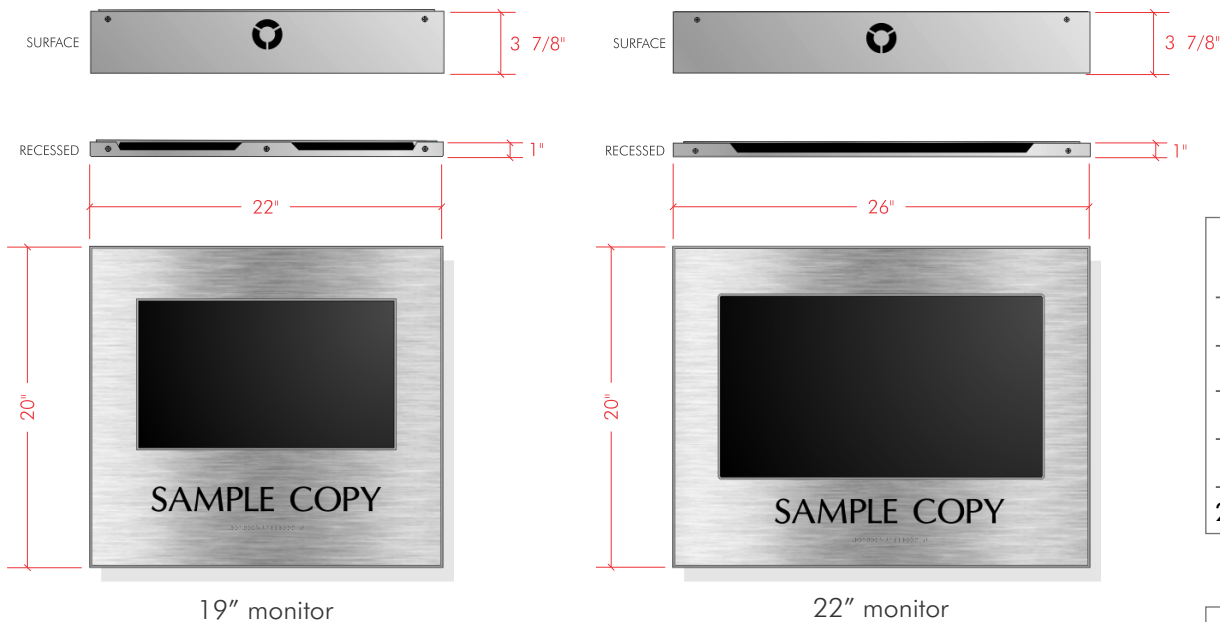
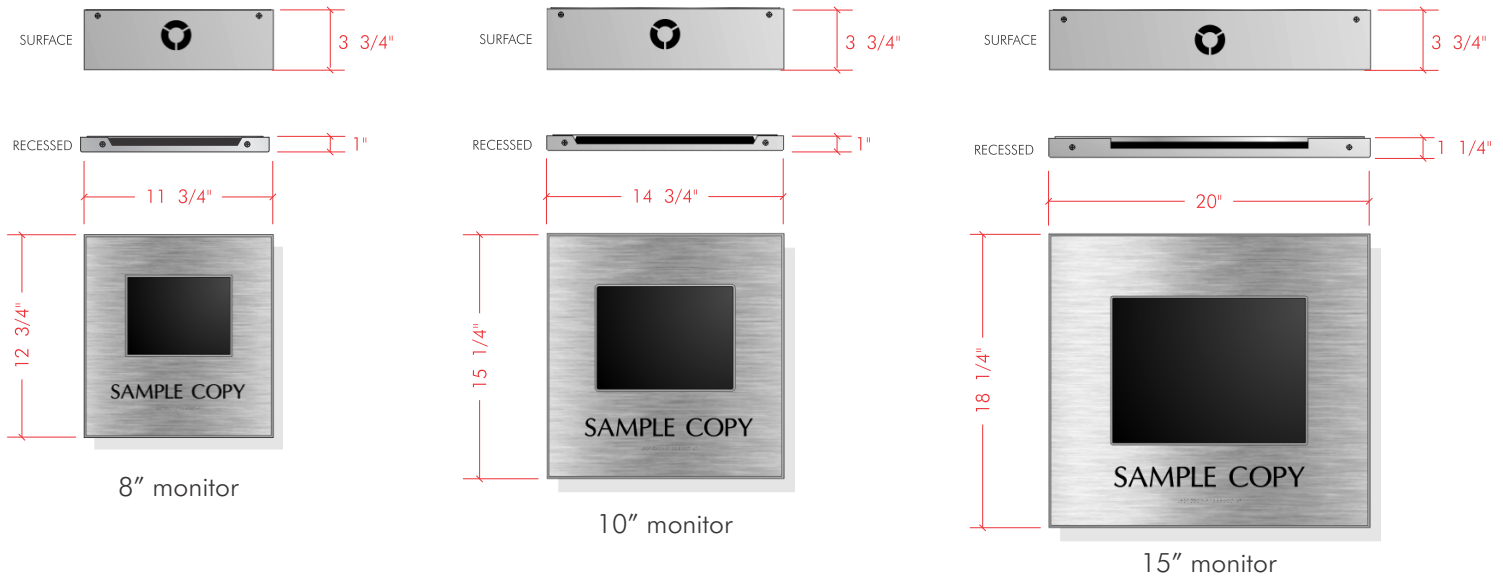


| recess mount |      |
|--------------|------|
| Part Number  | Size |
| 8HR-90.MIR   | 8"   |
| 10HR-90.MIR  | 10"  |
| 15HR-90.PLA  | 15"  |
| 19HR-90.SAM  | 19"  |
| 22HR-90.ACER | 22"  |

NOTE: The typeface are for example only. See typeface pages for options.

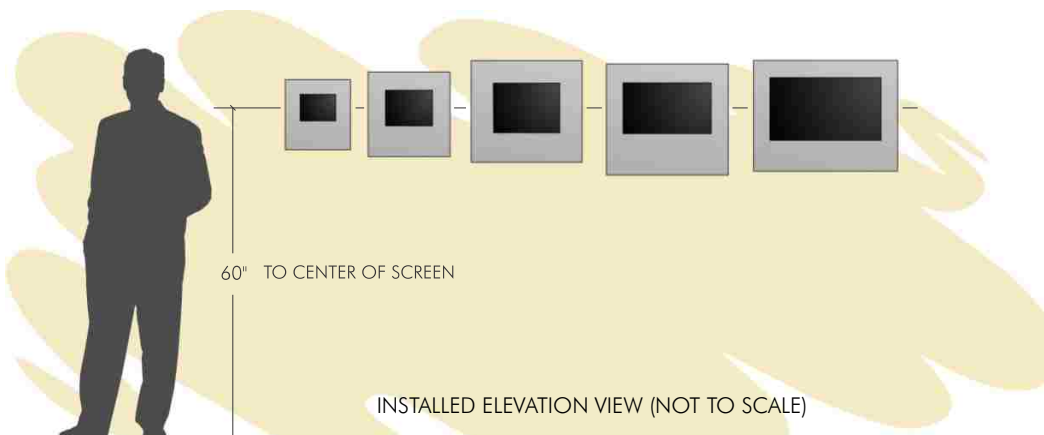
# 8"-22" LCD Monitor Enclosures

**Type:** Meeting room identity size options | 90° edge



| surface mount |      |
|---------------|------|
| Part Number   | Size |
| 8HS-90.MIR    | 8"   |
| 10HS-90.MIR   | 10"  |
| 15HS-90.PLA   | 15"  |
| 19HS-90.SAM   | 19"  |
| 22HS-90.ACER  | 22"  |

| recess mount |      |
|--------------|------|
| Part Number  | Size |
| 8HR-90.MIR   | 8"   |
| 10HR-90.MIR  | 10"  |
| 15HR-90.PLA  | 15"  |
| 19HR-90.SAM  | 19"  |
| 22HR-90.ACER | 22"  |



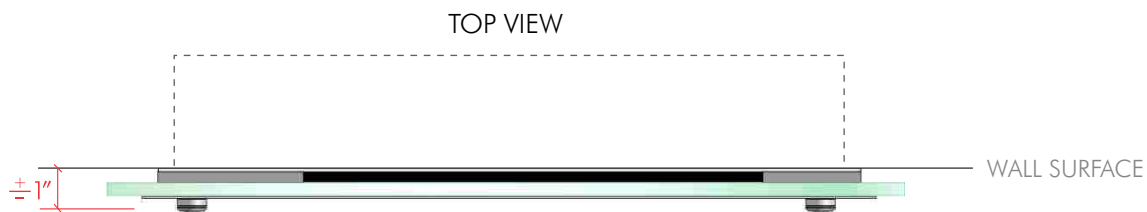


# 8"-22" LCD Monitor Enclosures

**Type:** recess mount | decorative hardware

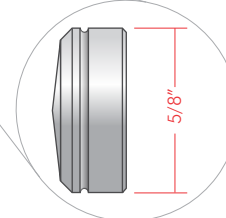


- This clean and modern enclosure design is subtle, contemporary and inviting.
- Easily removable cover with a glass-like translucent green edge acrylic frame.
- Logo or graphic may be used in addition to a room name (additional fees may apply).
- Tactile A.D.A. compliant copy & braille is an optional feature.
- Monitor is displayed in a horizontal orientation only.



| recess mount  |      |  |
|---------------|------|--|
| Part Number   | Size |  |
| 8HR-DEC.MIR   | 8"   |  |
| 10HR-DEC.MIR  | 10"  |  |
| 15HR-DEC.PLA  | 15"  |  |
| 19HR-DEC.SAM  | 19"  |  |
| 22HR-DEC.ACER | 22"  |  |

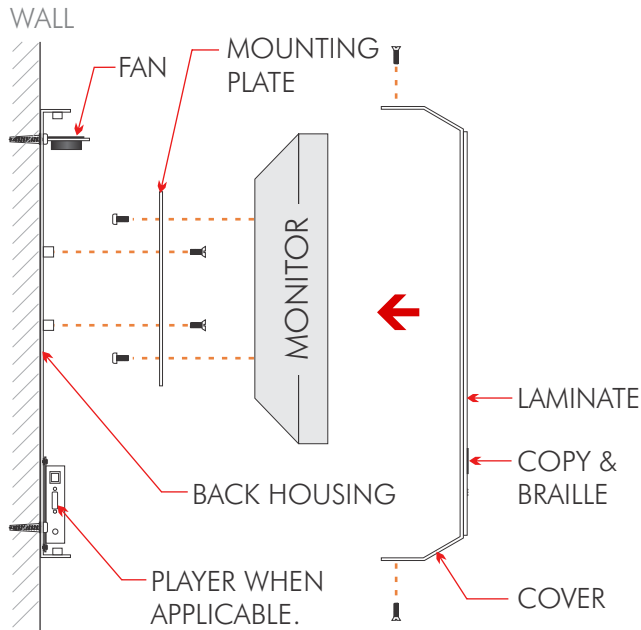
NOTE: The typeface are for example only. See typeface pages for options.



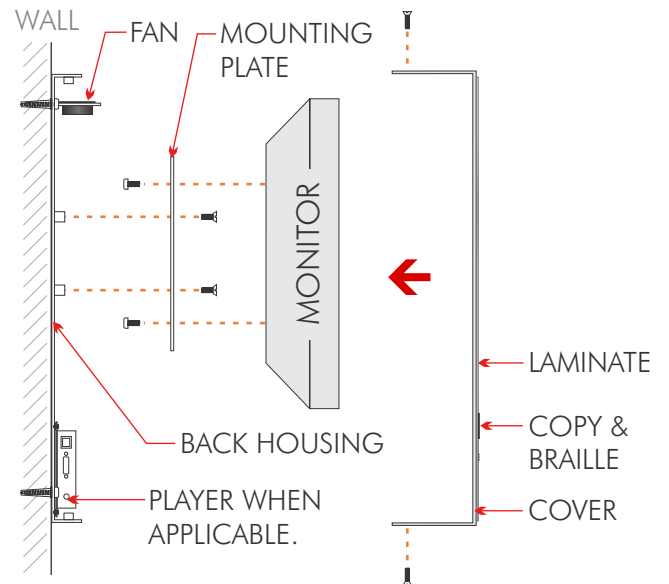
stainless steel  
hardware  
side detail

# Typical assembly reference

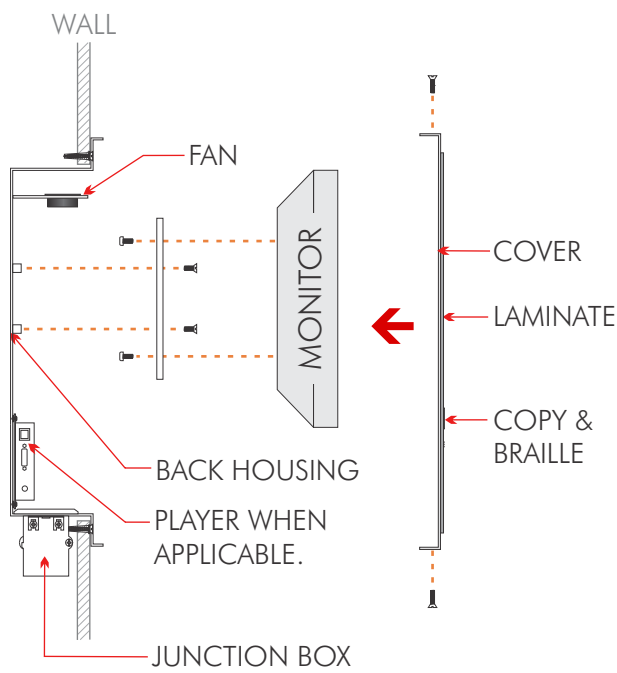
## Typical: SURFACE/RECESS mount | meeting room enclosures



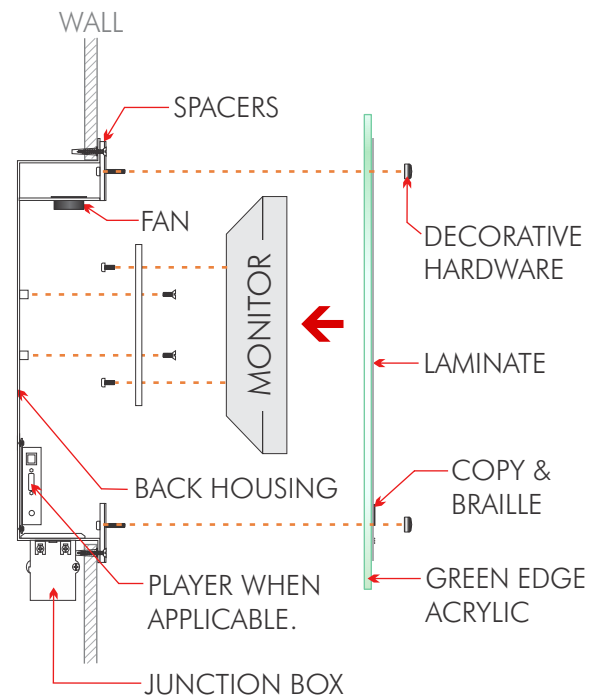
Typical: Surface mount beveled edge



Typical: Surface mount 90 degree edge



Typical: Recess mount 90 degree edge



Typical: Recess mount decorative hardware


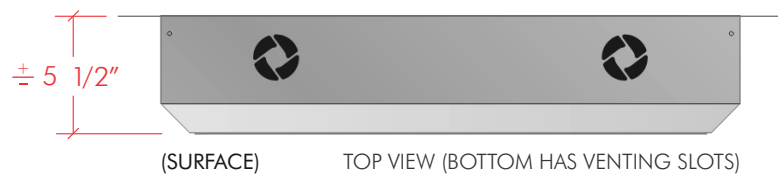


# 32"-55" LCD Monitor Enclosures

**Type:** surface & recess mount | beveled edge



- The beveled edge design creates a slimming, stylish modern feel.
- The removable cover allows internal access and can be finished to compliment your interior decor.
- Logo or graphic may be used for branding or decorative purposes (additional fees may apply).
- Sized to fit your specified catalog monitor selection; dimensions to come with hardware approval.
- Enclosures must be ordered specifically in a vertical OR horizontal orientation; not inter-changeable.



| surface mount |      |
|---------------|------|
| Part Number   | Size |
| vertical      |      |
| 32VS-BV       | 32"  |
| 42VS-BV       | 42"  |
| 46VS-BV       | 46"  |
| 55VS-BV       | 55"  |
| surface mount |      |
| Part Number   | Size |
| horizontal    |      |
| 32HS-BV       | 32"  |
| 42HS-BV       | 42"  |
| 46HS-BV       | 46"  |
| 55HS-BV       | 55"  |





| recess mount |      |
|--------------|------|
| Part Number  | Size |
| vertical     |      |
| 32VR-BV      | 32"  |
| 42VR-BV      | 42"  |
| 46VR-BV      | 46"  |
| 55VR-BV      | 55"  |
| recess mount |      |
| Part Number  | Size |
| horizontal   |      |
| 32HR-BV      | 32"  |
| 42HR-BV      | 42"  |
| 46HR-BV      | 46"  |
| 55HR-BV      | 55"  |

# 32"-55" LCD Monitor Enclosures

**Type:** surface & recess mount | beveled edge (dual monitor)



- The beveled edge design creates a slimming, stylish modern feel.
- The removable cover allows internal access and can be finished to compliment your interior decor.
- Logo or graphic may be used for branding or decorative purposes (additional fees may apply).
- Sized to fit your specified catalog monitor selection; dimensions to come with hardware approval.
- Dual monitor enclosures shown are only available in a vertical orientation only.




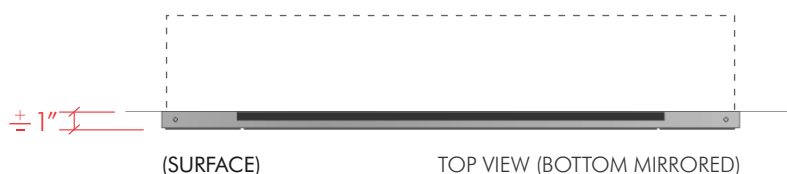
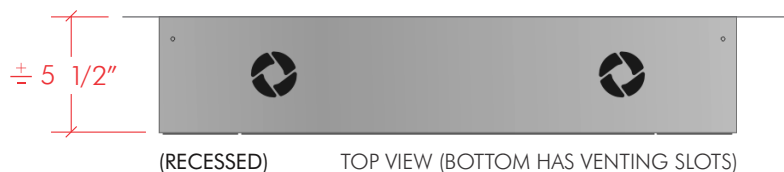
| surface mount |      |
|---------------|------|
| Part Number   | Size |
| vertical      |      |
| 32.2VS-BV     | 32"  |
| 42.2VS-BV     | 42"  |
| 46.2VS-BV     | 46"  |
| 55.2VS-BV     | 55"  |
| recess mount  |      |
| Part Number   | Size |
| vertical      |      |
| 32.2VR-BV     | 32"  |
| 42.2VR-BV     | 42"  |
| 46.2VR-BV     | 46"  |
| 55.2VR-BV     | 55"  |

# 32"-55" LCD Monitor Enclosures


Type: surface & recess mount | 90° edge



- This clean and modern enclosure design is subtle, inviting and promotes guest interaction.
- The removable cover allows internal access and can be finished to compliment your interior decor.
- Logo or graphic may be used for branding or decorative purposes (additional fees may apply).
- Sized to fit your specified catalog monitor selection; dimensions to come with hardware approval.
- Enclosures must be ordered specifically in a vertical OR horizontal orientation; not inter-changeable.



| surface mount |      |
|---------------|------|
| Part Number   | Size |
| vertical      |      |
| 32VS-90       | 32"  |
| 42VS-90       | 42"  |
| 46VS-90       | 46"  |
| 55VS-90       | 55"  |
| surface mount |      |
| Part Number   | Size |
| horizontal    |      |
| 32HS-90       | 32"  |
| 42HS-90       | 42"  |
| 46HS-90       | 46"  |
| 55HS-90       | 55"  |




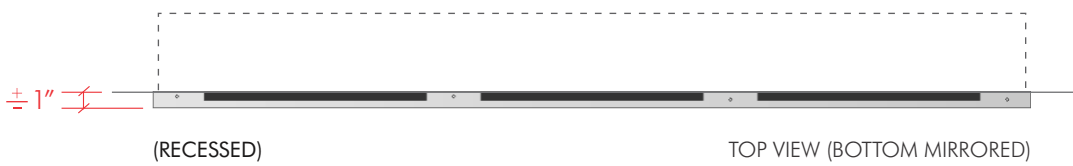
| recess mount |      |
|--------------|------|
| Part Number  | Size |
| vertical     |      |
| 32VR-90      | 32"  |
| 42VR-90      | 42"  |
| 46VR-90      | 46"  |
| 55VR-90      | 55"  |
| recess mount |      |
| Part Number  | Size |
| horizontal   |      |
| 32HR-90      | 32"  |
| 42HR-90      | 42"  |
| 46HR-90      | 46"  |
| 55HR-90      | 55"  |

# 32"-55" LCD Monitor Enclosures

Type: surface & recess mount | 90° edge (dual monitor)



- This clean and modern enclosure design is subtle, inviting and promotes guest interaction.
- Logo or graphic may be used for branding or decorative purposes (additional fees may apply).
- The removable cover allows for internal access to all components.
- Sized to fit your specified catalog monitor selection; dimensions to come with hardware approval.
- Dual monitor enclosures shown are only available in a vertical orientation only.



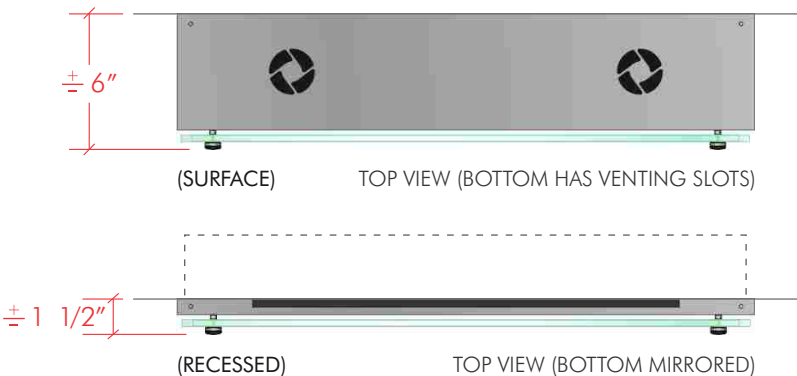
| surface mount |             |      |
|---------------|-------------|------|
|               | Part Number | Size |
| vertical      |             |      |
|               | 32.2VS-90   | 32"  |
|               | 42.2VS-90   | 42"  |
|               | 46.2VS-90   | 46"  |
|               | 55.2VS-90   | 55"  |
| recess mount  |             |      |
|               | Part Number | Size |
| vertical      |             |      |
|               | 32.2VR-90   | 32"  |
|               | 42.2VR-90   | 42"  |
|               | 46.2VR-90   | 46"  |
|               | 55.2VR-90   | 55"  |

# 32"-55" LCD Monitor Enclosures

Type: surface & recess mount | decorative hardware



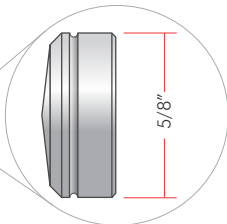
- This clean and modern enclosure design is subtle, contemporary and inviting.
- The “glass-like” acrylic frame and hardware adds an extra layer of sophistication.
- Logo or graphic may be used for branding or decorative purposes (additional fees may apply).
- Sized to fit your specified catalog monitor selection; dimensions to come with hardware approval.
- The removable cover allows for internal access to all components.
- Enclosures must be ordered specifically in a vertical OR horizontal orientation; not inter-changeable.



| surface mount |      |
|---------------|------|
| Part Number   | Size |
| vertical      |      |
| 32VS-DEC      | 32"  |
| 42VS-DEC      | 42"  |
| 46VS-DEC      | 46"  |
| 55VS-DEC      | 55"  |
| surface mount |      |
| Part Number   | Size |
| horizontal    |      |
| 32HS-DEC      | 32"  |
| 42HS-DEC      | 42"  |
| 46HS-DEC      | 46"  |
| 55HS-DEC      | 55"  |



| recess mount |      |
|--------------|------|
| Part Number  | Size |
| vertical     |      |
| 32VR-DEC     | 32"  |
| 42VR-DEC     | 42"  |
| 46VR-DEC     | 46"  |
| 55VR-DEC     | 55"  |
| recess mount |      |
| Part Number  | Size |
| horizontal   |      |
| 32HR-DEC     | 32"  |
| 42HR-DEC     | 42"  |
| 46HR-DEC     | 46"  |
| 55HR-DEC     | 55"  |





Stainless steel hardware side detail

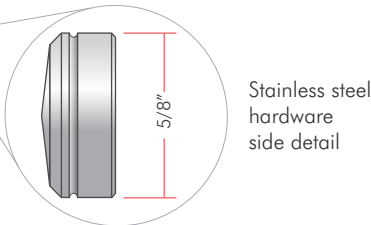
# 32"-55" LCD Monitor Enclosures

Type: surface & recess mount | decorative hardware (dual monitor)

- This clean and modern enclosure design is subtle, contemporary and inviting.
- The “glass-like” acrylic frame and hardware adds an extra layer of sophistication.
- Logo or graphic may be used for branding or decorative purposes (additional fees may apply).
- Sized to fit your specified catalog monitor selection; dimensions to come with approval.
- The removable cover allows for internal access to all components.
- Dual monitor enclosure is specifically displayed in a vertical orientation only.

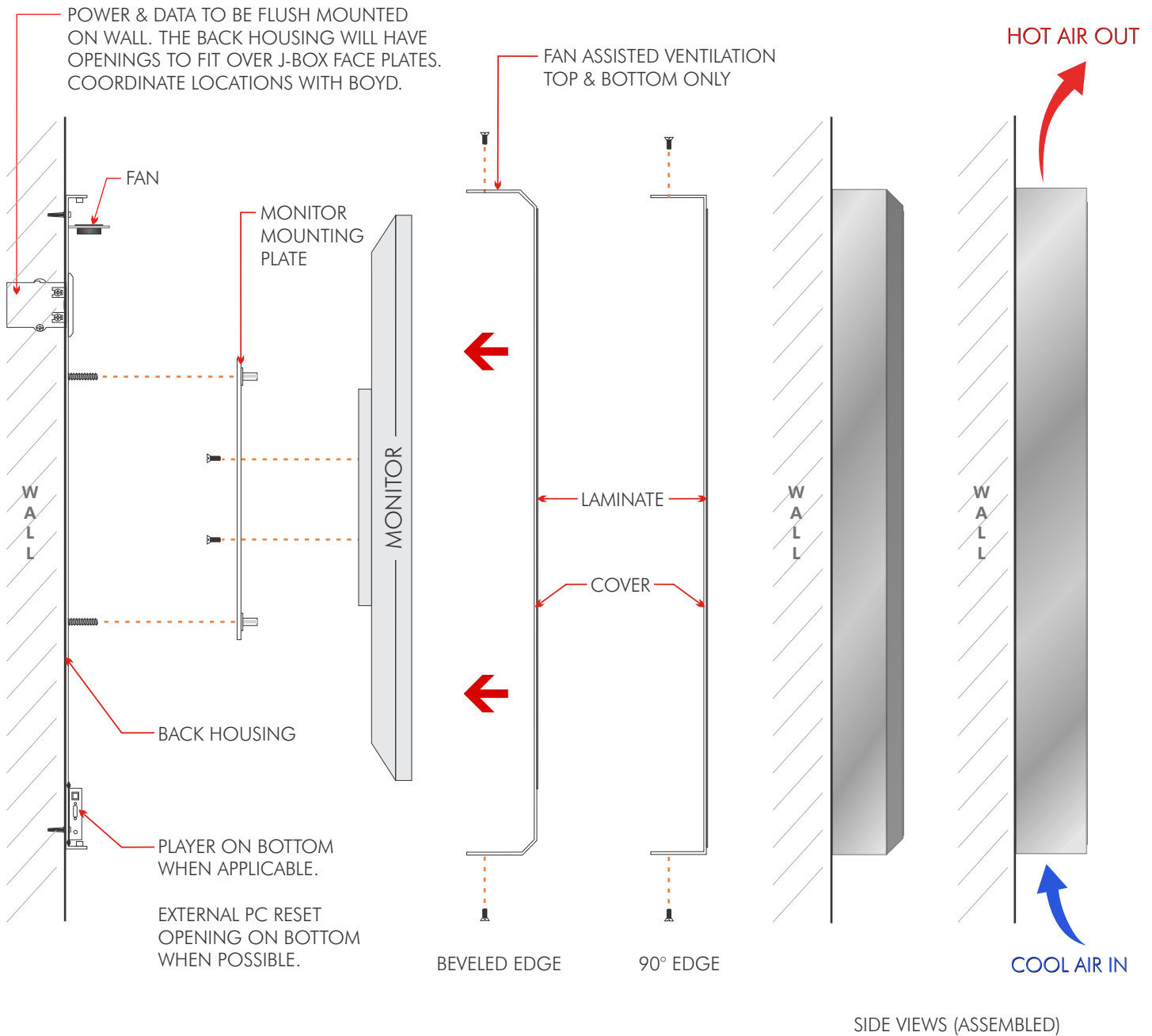


| surface mount |      |
|---------------|------|
| Part Number   | Size |
| vertical      |      |
| 32.2VS-DEC    | 32"  |
| 42.2VS-DEC    | 42"  |
| 46.2VS-DEC    | 46"  |
| 55.2VS-DEC    | 55"  |
| recess mount  |      |
| Part Number   | Size |
| vertical      |      |
| 32.2VR-DEC    | 32"  |
| 42.2VR-DEC    | 42"  |
| 46.2VR-DEC    | 46"  |
| 55.2VR-DEC    | 55"  |



## Fabrication & assembly

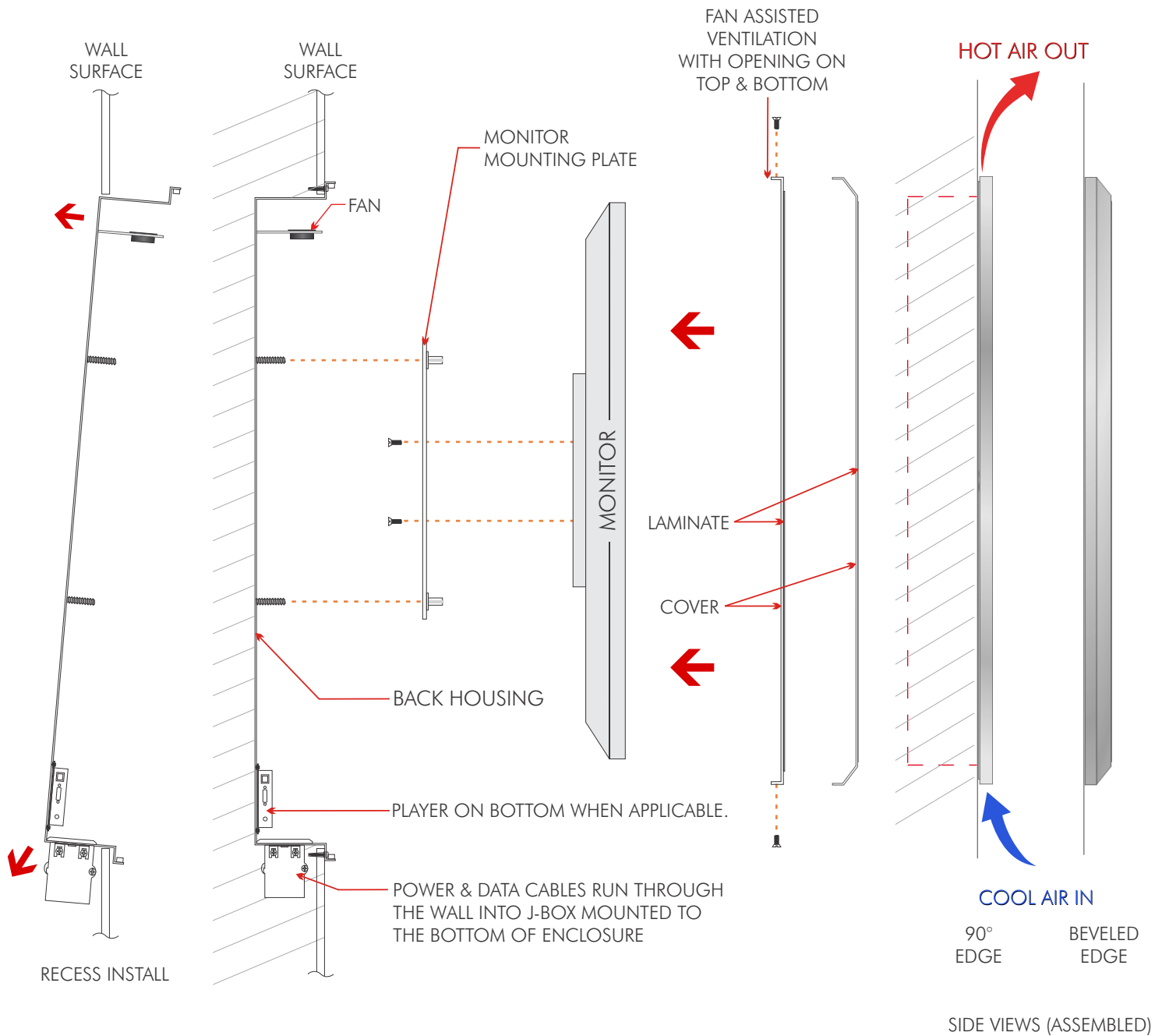
Typical: **SURFACE** mount | **beveled & 90°** edge enclosures





## Fabrication & assembly

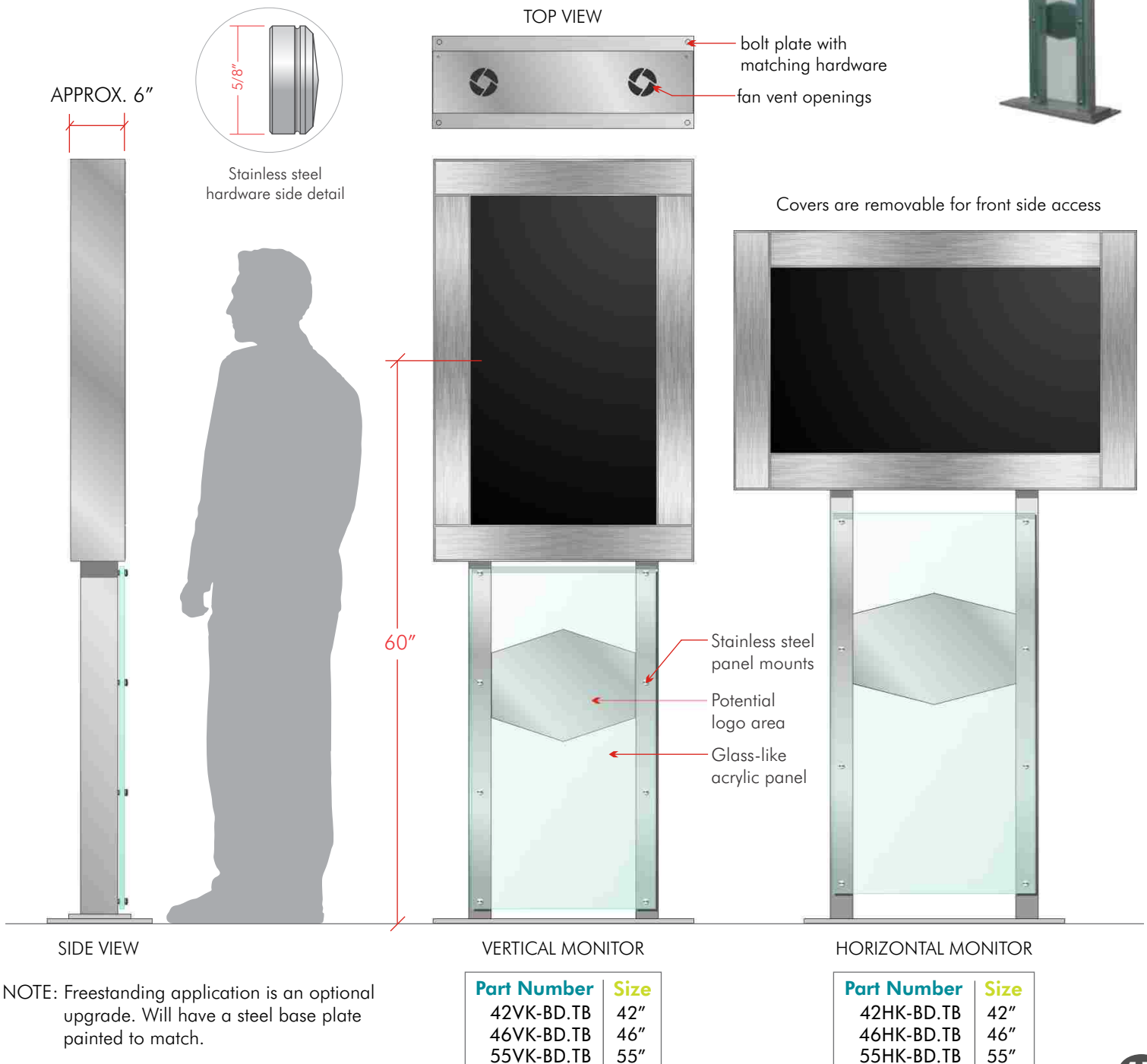
Typical: **RECESS** mount | **beveled & 90°** edge enclosures



# 42"-55" Vertical/Horizontal Kiosk

Type: bolt plate mount | transparent base, two post

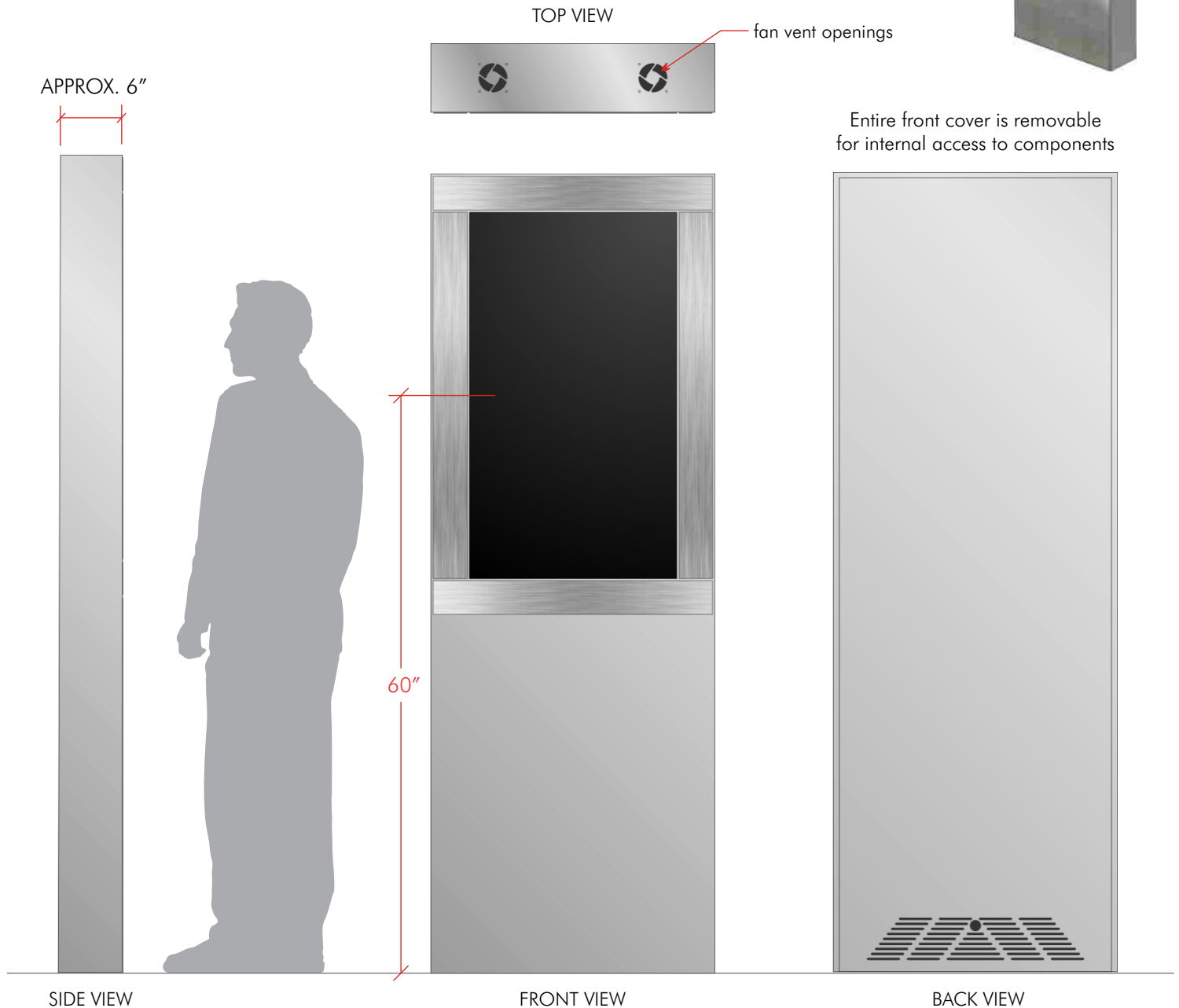
- The glass-like accent panel along with slim legs creates an airy, modern aesthetic quality.
- This option **MUST** be bolted to the floor. Proportions to vary per monitor size/model.
- Freestanding application is an **optional upgrade** and will have a steel base plate painted to match.
- Logo or graphic may be used for branding or decorative purposes (additional fees will apply).
- The transparent base area allows for various branding options (additional fees will apply).
- This kiosk monitor is displayed in a vertical or horizontal orientation; not inter-changeable.



# 42"-55" Vertical Kiosk

## Type: bolt plate mount | 90° edge

- This vertical kiosk has a clean, modern design that is inviting and promotes guest interaction.
- This design **MUST** be bolted to the floor. Proportions to vary per monitor size/model.
- Freestanding application is an **optional upgrade** and will have a steel base plate painted to match.
- Logo or graphic may be used for branding or decorative purposes (additional fees will apply).
- This kiosk monitor is displayed in a vertical orientation only, horizontal mount is a custom order.

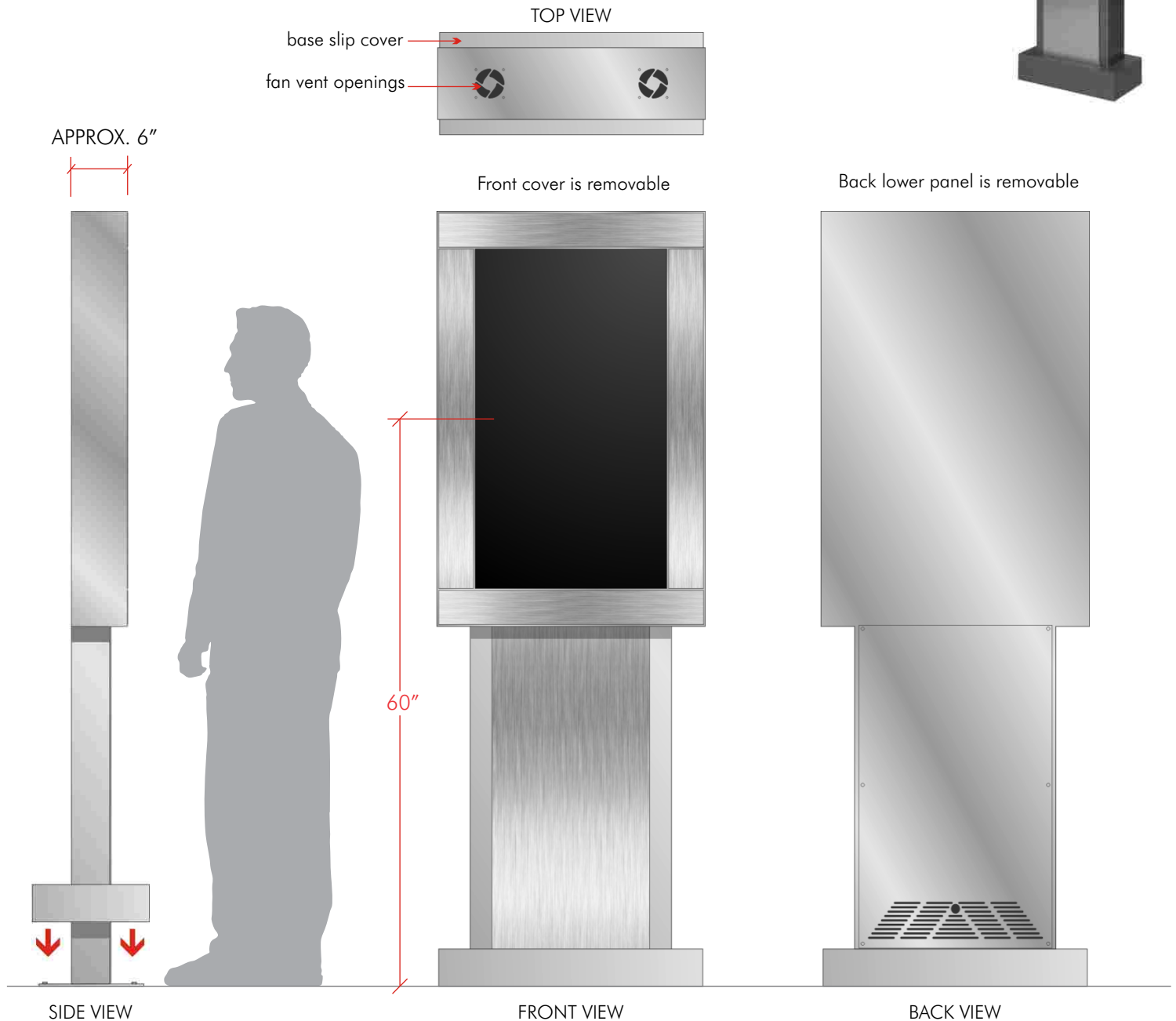


Bolt plate is hidden inside base

| Part Number | Size |
|-------------|------|
| 42VK-BD.90  | 42"  |
| 46VK-BD.90  | 46"  |
| 55VK-BD.90  | 55"  |

## Type: bolt plate mount | 90° edge with slip cover base

- This slim base kiosk design has a clean modern appeal and tapered look.
- This design **MUST** be bolted to the floor. Proportions to vary per monitor size/model.
- Freestanding application is an **optional upgrade** and will have a steel base plate painted to match.
- Logo or graphic may be used for branding or decorative purposes (additional fees may apply).
- This kiosk monitor is displayed in a vertical orientation only, horizontal mount is a custom order.

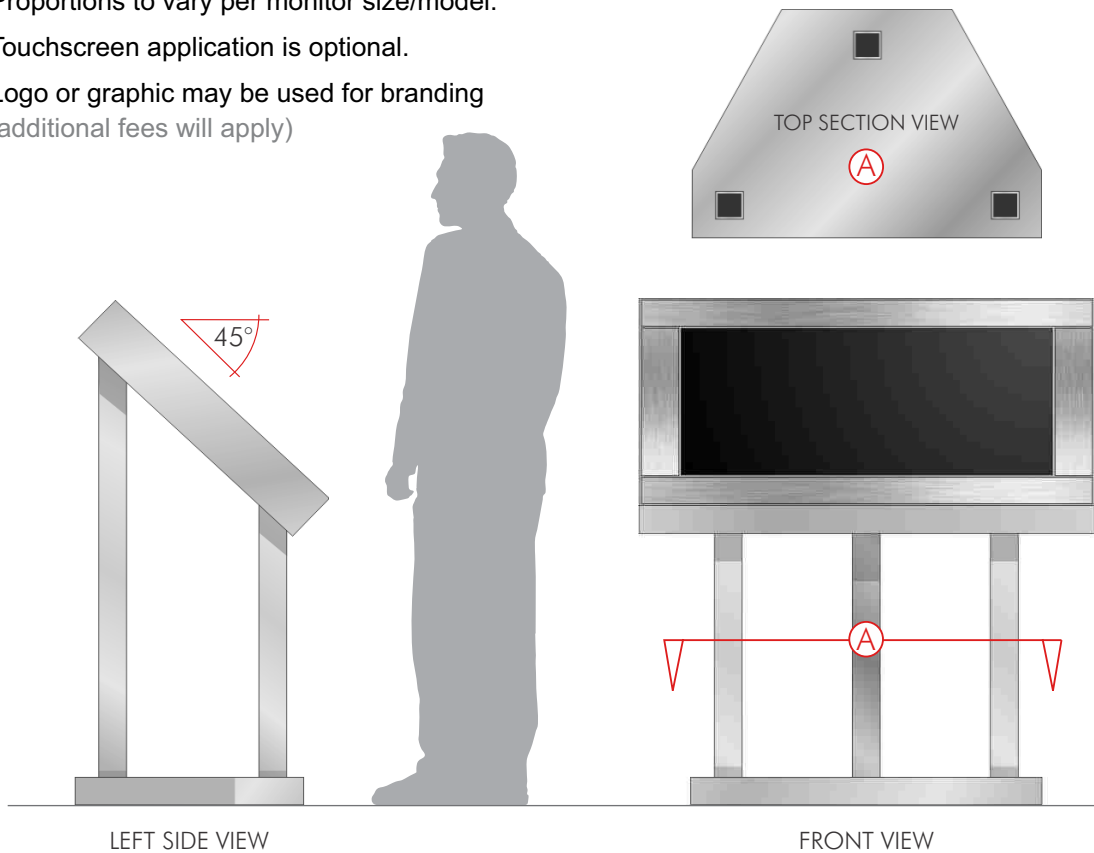


Bolt plate is hidden inside base

| Part Number | Size |
|-------------|------|
| 42VK-BD.SCB | 42"  |
| 46VK-BD.SCB | 46"  |
| 55VK-BD.SCB | 55"  |

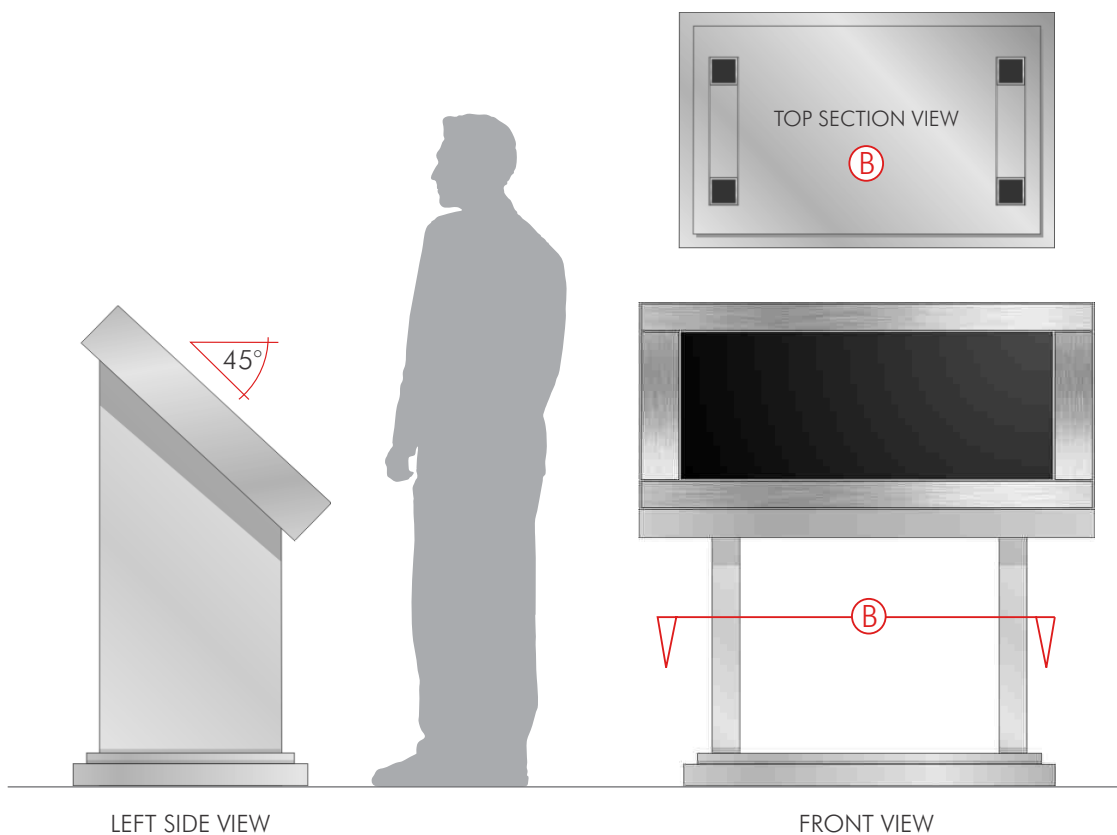
## Type: angled freestanding & bolt down kiosks

- Promotes customer interaction, great for non-wall mount solutions
- Proportions to vary per monitor size/model.
- Touchscreen application is optional.
- Logo or graphic may be used for branding (additional fees will apply)



THREE LEG BASE  
ANGLED BACK

| Part Number    | Size |
|----------------|------|
| 42HK-F.A.3L.SQ | 42"  |
| 46HK-F.A.3L.SQ | 46"  |
| 55HK-F.A.3L.SQ | 55"  |

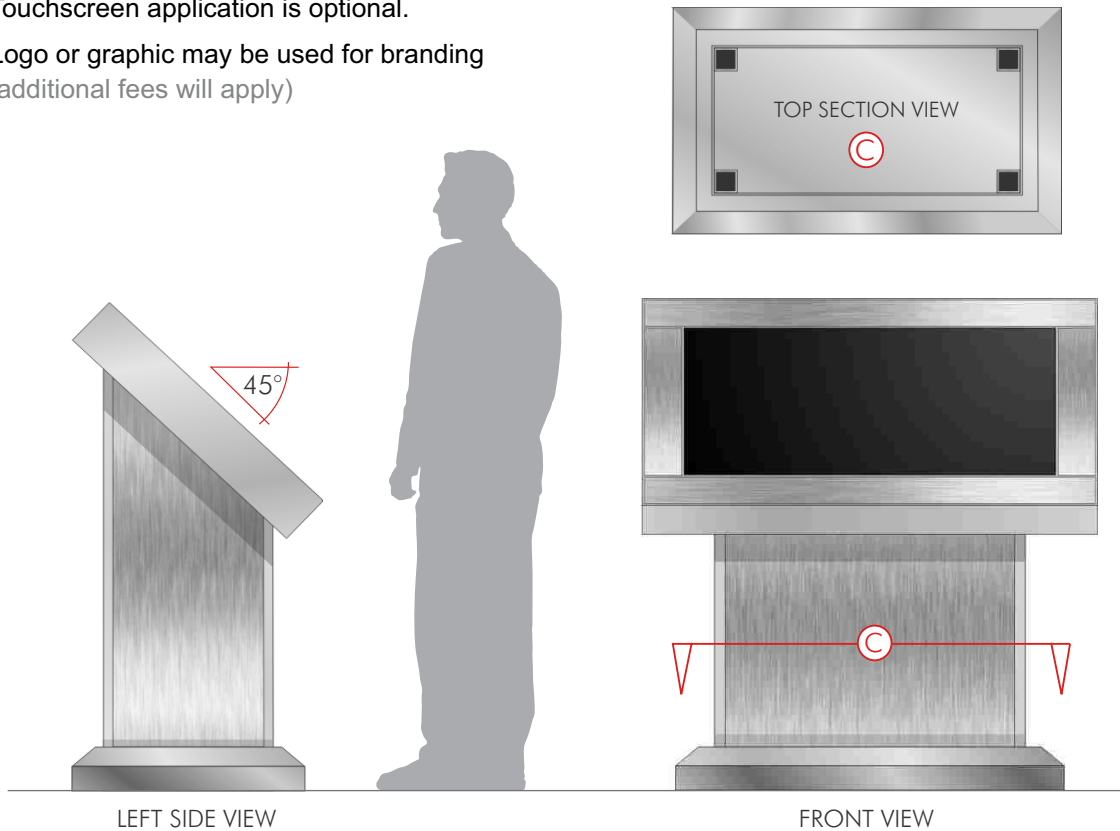


TWO LEG, STEPPED BASE

| Part Number    | Size |
|----------------|------|
| 42HK-F.A.2L.SB | 42"  |
| 46HK-F.A.2L.SB | 46"  |
| 55HK-F.A.2L.SB | 55"  |

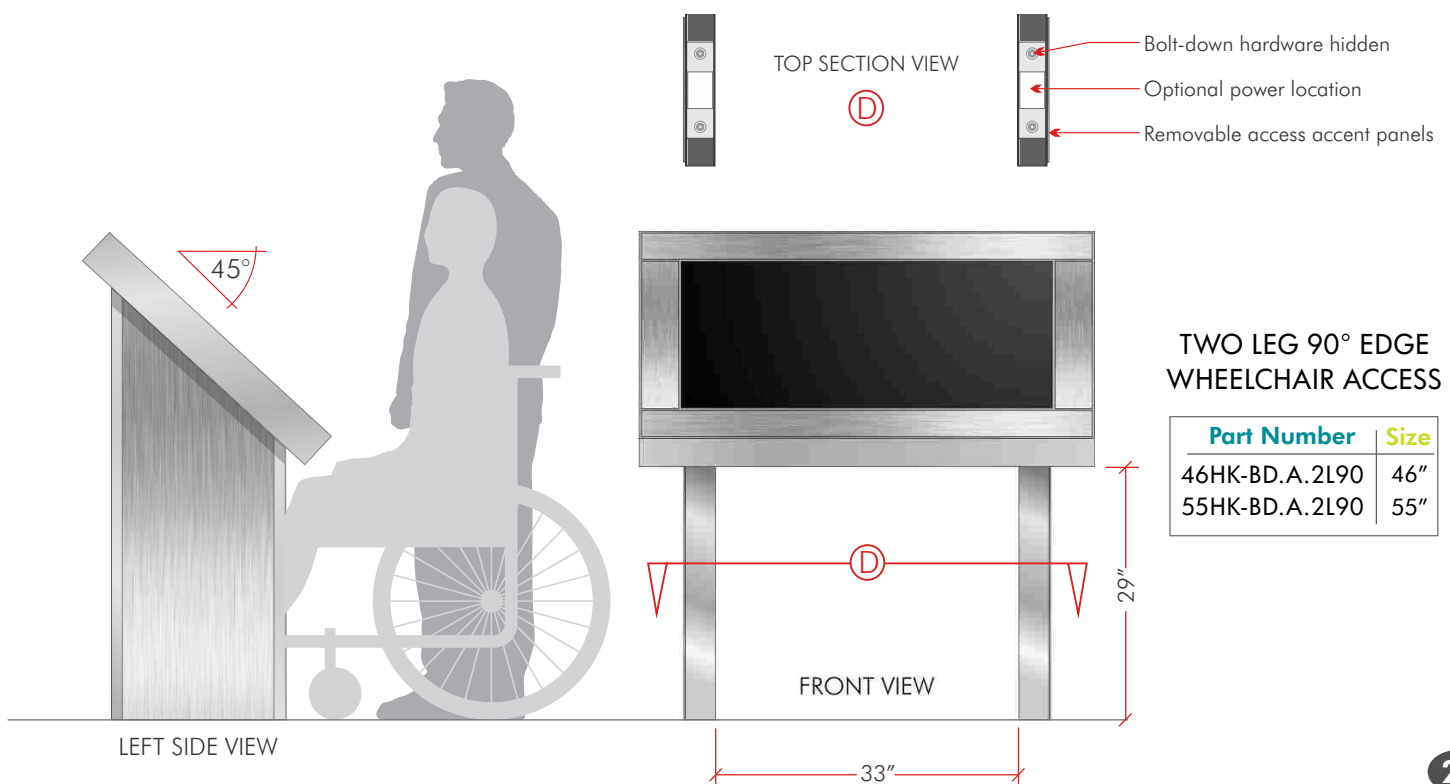
## Type: angled freestanding & bolt down kiosks

- Promotes customer interaction, great for non-wall mount solutions
- Proportions to vary per monitor size/model.
- Touchscreen application is optional.
- Logo or graphic may be used for branding (additional fees will apply)



### BEVELED SOLID BASE

| Part Number     | Size |
|-----------------|------|
| 46HK-F.A.BV.SCB | 46"  |
| 55HK-F.A.BV.SCB | 55"  |



### TWO LEG 90° EDGE WHEELCHAIR ACCESS


| Part Number    | Size |
|----------------|------|
| 46HK-BD.A.2L90 | 46"  |
| 55HK-BD.A.2L90 | 55"  |

# Metal Laminate & Paint Finish Reference

The below metal laminate (non-phenolic backed) samples paired with Matthews Paint matching or complimentary color swatches are options for most any enclosure or kiosk type in this catalog. Premium laminates will have a slight up charge for custom applications compared to the standard catalog options. The paired Matthews colors are recommended color matches. Laminate grain direction will generally run the perimeter of the monitor frame unless specifically described.

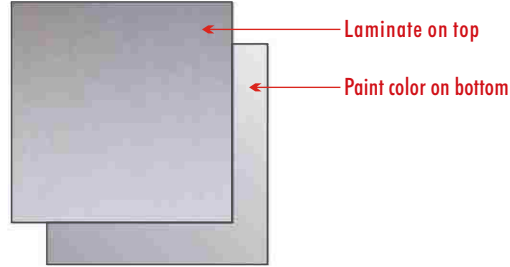
Brushed Aluminum

Matthews MP19891 Airstream




Satin Aluminum

MP41342sp Brushed Aluminum




Brushed Pewter #916

MP32195 Staid Gray



Brushed Light Stainless Steel #927

Matthews MP19891 Airstream




Brushed Gold (brass-like)

MP20359 Las Vegas Gold



Satin Gold (brass-like)

MP20359 Las Vegas Gold



Light Bronze #924

MP20084 Bronze Glow



Brushed Medium Bronze #925

Boyd Light Bronze Metallic (custom)



Satin Bronze #912

Boyd Light Bronze Metallic (custom)



Dark Satin Bronze

MP20157 Castell Bronze



NOTE: Actual printed or on screen colors may vary from the actual material. Samples will be supplied by request only



## "Faux Wood" Laminate Reference

The Nevamar brand wood laminate options shown below may be used on most any enclosure or kiosk type. The entire enclosure will be painted to match your laminate or a metallic and or matte black paint finish can be used. The paired Benjamin Moore color specs below are recommended color matching swatches (not mandatory). The wood grain direction will normally run the perimeter of the monitor frame unless specifically described in the technical shop drawings.

Laminate on top

Vantage Pt Walnut WW0013N

Adirondack Brown 2095-10

Paint color on bottom



Crest Mahogany W8343PV

Chocolate Sundae 2113-10



Laminate on top

Paint color on bottom

Kona Blend WZ0028PV

Appalachian Brown 2115-10



Tendu WZ2007PV

Appalachian Brown 2115-10



Golden Ash WM8110T

Golden Retriever 2165-30




Grand Isle Maple W8371T

Greenfield Pumpkin HC-40




Tawny Satinwood WZ0003T

Greenfield Pumpkin HC-40



Cognac Birdseye WV8348V

Adirondack Brown 2095-10



Clear Maple WM8340T

Dark Beige 2165-40



Mikado Woodprint WZ0002T

Golden Retriever 2165-30



Honey Maple WM8322T

Golden Retriever 2165-30



Vacation Cottage Oak WK0016T


Jackson Tan HC-46



NOTE: Actual printed or on screen colors may vary from the actual material. Samples will be supplied by request only.

## Tactile copy color options

The colors shown may vary by individual computer monitor from the actual product finish. All colors listed are of Rowmark brand from their product line specially designed to comply with the Americans with Disabilities Act (ADA) Federal regulations. These engraveable, laserable & routable sheets come in a wide variety of color finishes. This material has a high strength adhesive backing that allows it to adhere to most any flat material or surface. Select your copy color below while keeping in mind that it is recommended that you have a 70% color contrast from your background color selection.



**3X1-803**  
Dark Brown

**3X1-401\***  
Black

**3X1-771**  
Gold


**3X1-304**  
Silver

**922-734\***  
Br. Gold/  
Black Core

**922-354\***  
Br. Aluminum/  
Black Core

**922-334\***  
Br. Silver/  
Black Core

**922-344\***  
Smooth Silver/  
Black Core



**3X1-801**  
Antique Ivory

**3X1-808**  
Sand

**3X1-214**  
Ash


**3X1-811**  
Parchment

**3X1-218**  
Sandalwood

**3X1-201\***  
White

**3X1-204\***  
Bright White

**3X1-701**  
Yellow



**3X1-305**  
Light Grey

**3X1-306**  
Pearl Grey

**3X1-301**  
Grey

**3XX-831**  
Beige

**3X1-802**  
Taupe

**3X1-413**  
Cinder

**3X1-307**  
Charcoal Gray

**3X1-823**  
Canyon



**3X1-902**  
Pine Green

**3X1-903**  
Black Forest Green

**3X1-509**  
Bahama Blue

**3X1-501**  
Blue

**3X1-504**  
Air Force Blue

**3X1-502**  
Marine Blue

**3X1-302**  
China Blue

**3X1-602**  
Burgundy

Typeface: Avenir ( 45 book, 55 Roman or 65 medium )

ABCDEFGHIJKLMNOPQRSTUVWXYZ

abcdefghijklmnopqrstuvwxyz1234567890&

Typeface: Neuzeit Grotesk ( Light )

ABCDEFGHIJKLMNOPQRSTUVWXYZ

abcdefghijklmnopqrstuvwxyz 1234567890&

Typeface: Verlag (book)

ABCDEFGHIJKLMNOPQRSTUVWXYZ

abcdefghijklmnopqrstuvwxyz1234567890&?!.’

Typeface: Optima (medium)

ABCDEFGHIJKLMNOPQRSTUVWXYZ

abcdefghijklmnopqrstuvwxyz1234567890&

Typeface: Sharnay (normal)

ABCDEFGHIJKLMNOPQRSTUVWXYZ

abcdefghijklmnopqrstuvwxyz 1 2 3 4 5 6 7 8 9 0 &

Typeface: Trebuchet ( REGULAR, BOLD )

ABCDEFGHIJKLMNOPQRSTUVWXYZ

abcdefghijklmnopqrstuvwxyz1234567890&

Typeface: **Neutraface** ( TEXT BOOK, TEXT DEMI, DISPLAY MED, DISPLAY BOLD)

ABCDEFGHIJKLMNOPQRSTUVWXYZ

abcdefghijklmnopqrstuvwxyz1234567890&

Typeface: Avant Garde ( BOOK, MEDIUM )

ABCDEFGHIJKLMNOPQRSTUVWXYZ

abcdefghijklmnopqrstuvwxyz 1234567890&

Typeface: Gotham (book)

ABCDEFGHIJKLMNOPQRSTUVWXYZ

abcdefghijklmnopqrstuvwxyz 1234567890&

Typeface: Gotham (condensed medium)

ABCDEFGHIJKLMNOPQRSTUVWXYZ

abcdefghijklmnopqrstuvwxyz 1234567890&

Typeface: Fruitiger 55

ABCDEFGHIJKLMNOPQRSTUVWXYZ

abcdefghijklmnopqrstuvwxyz 1234567890&

Typeface: Helvetica (Regular) Helvetica (Narrow)

ABCDEFGHIJKLMNOPQRSTUVWXYZ

abcdefghijklmnopqrstuvwxyz 1234567890&

Typeface: Futura (Medium)

ABCDEFGHIJKLMNOPQRSTUVWXYZ

abcdefghijklmnopqrstuvwxyz 1234567890&

Typeface: DIN ( MEDIUM )

ABCDEFGHIJKLMNOPQRSTUVWXYZ

abcdefghijklmnopqrstuvwxyz 1234567890&?

Typeface: News Gothic (regular)

ABCDEFGHIJKLMNOPQRSTUVWXYZ

abcdefghijklmnopqrstuvwxyz1234567890&

# A.D.A. Code Compliancy (relating to typeface)

**703.1 General.** Signs shall comply with 703. Where both visual and tactile characters are required, either one sign with both visual and tactile characters, or two separate signs, one with visual, and one with tactile characters, shall be provided.

**703.2 Raised Characters.** Raised characters shall comply with 703.2 and shall be duplicated in braille complying with 703.3. Raised characters shall be installed in accordance with 703.4.

**Advisory 703.2 Raised Characters.** Signs that are designed to be read by touch should not have sharp or abrasive edges.

**703.2.1 Depth.** Raised characters shall be 1/32 inch (0.8 mm) minimum above their background. **703.2.2 Case.** Characters shall be uppercase.

**703.2.3 Style.** Characters shall be sans serif. Characters shall not be italic, oblique, script, highly decorative, or of other unusual forms.

**703.2.4 Character Proportions.** Characters shall be selected from fonts where the width of the uppercase letter "O" is 55 percent minimum and 110 percent maximum of the height of the uppercase letter "I".

**703.2.5 Character Height.** Character height measured vertically from the baseline of the character shall be 5/8 inch (16 mm) minimum and 2 inches (51 mm) maximum based on the height of the uppercase letter "I".

**EXCEPTION:** Where separate raised and visual characters with the same information are provided, raised character height shall be permitted to be 1/2 inch (13 mm) minimum.

**703.2.6 Stroke Thickness.** Stroke thickness of the uppercase letter "I" shall be 15 percent maximum of the height of the character.

**703.2.7 Character Spacing.** Character spacing shall be measured between the two closest points of adjacent raised characters within a message, excluding word spaces. Where characters have rectangular cross sections, spacing between individual raised characters shall be 1/8 inch (3.2 mm) minimum and 4 times the raised character stroke width maximum. Where characters have other cross sections, spacing between individual raised characters shall be 1/16 inch (1.6 mm) minimum and 4 times the raised character stroke width maximum at the base of the cross sections, and 1/8 inch (3.2 mm) minimum and 4 times the raised character stroke width maximum at the top of the cross sections. Characters shall be separated from raised borders and decorative elements 3/8 inch (9.5 mm) minimum.

**703.2.8 Line Spacing.** Spacing between the baselines of separate lines of raised characters within a message shall be 135 percent minimum and 170 percent maximum of the raised character height.

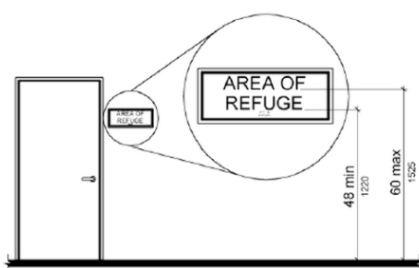
**703.3 Braille.** Braille shall be contracted (Grade 2) and shall comply with 703.3 and 703.4.

**703.3.1 Dimensions and Capitalization.** Braille dots shall have a domed or rounded shape and shall comply with Table 703.3.1. The indication of an uppercase letter or letters shall only be used before the first word of sentences, proper nouns and names, individual letters of the alphabet, initials, and acronyms.

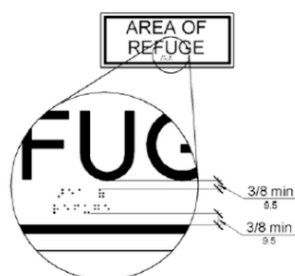
**703.3.2 Position.** Braille shall be positioned below the corresponding text. If text is multi-lined, braille shall be placed below the entire text. Braille shall be separated 3/8 inch (9.5 mm) minimum from any other tactile characters and 3/8 inch (9.5 mm) minimum from raised borders and decorative elements.

**703.4.1 Height Above Finish Floor or Ground.** Tactile characters on signs shall be located 48 inches (1220 mm) minimum above the finish floor or ground surface, measured from the baseline of the lowest tactile character and 60 inches (1525 mm) maximum above the finish floor or ground surface, measured from the baseline of the highest tactile character.

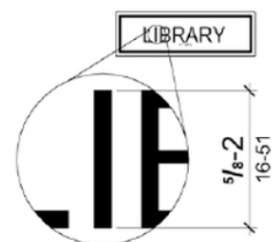
**703.4.2 Location.** Where a tactile sign is provided at a door, the sign shall be located alongside the door at the latch side. Where a tactile sign is provided at double doors with one active leaf, the sign shall be located on the inactive leaf. Where a tactile sign is provided at double doors with two active leaves, the sign shall be located to the right of the right hand door. Where there is no wall space at the latch side of a single door or at the right side of double doors, signs shall be located on the nearest adjacent wall. Signs containing tactile characters shall be located so that a clear floor space of 18 inches (455 mm) minimum by 18 inches (455 mm) minimum, centered on the tactile characters, is provided beyond the arc of any door swing between the closed position and 45 degree open position.



**Figure 703.4.1 Height of Tactile Characters Above Finish Floor or Ground**



**Figure 703.3.2 Position of Braille**



**Figure 703.2.5 Height of Raised Characters**

# Monitor Enclosure & Kiosk Catalog

---

