

Monitor Enclosure & Kiosk Catalog



noventri®

TABLE OF CONTENTS

	MONITOR SIZES	ENCLOSURE TYPE, STYLE & ATTRIBUTES	PAGE
	8"/10"/15"/19"/22"	Meeting Room Identity / Beveled edge	3
	8"/10"/15"/19"/22"	Meeting Room Identity / 90 degree edge	4
	8"/10"/15"/19"/22"	Meeting Room Identity / Recess-Decorative hardware	5
	8"/10"/15"/19"/22"	Small enclosure assembly reference <u>Surface & Recess</u> mount	6
	32"/42"/46"/55"	Large surface & recess mount, SINGLE / Beveled edge	7
	32"/42"/46"/55"	Large surface & recess mount, DUAL / Beveled edge	8
	32"/42"/46"/55"	Large surface & recess mount, SINGLE / 90 degree edge	9
	32"/42"/46"/55"	Large surface & recess mount, DUAL / 90 degree edge	10
	32"/42"/46"/55"	Large surface & recess mount, SINGLE / Decorative hardware	11
	32"/42"/46"/55"	Large surface & recess mount, DUAL / Decorative hardware	12
	applies to wall mount	Large enclosure assembly reference <u>Surface</u> Mount	13
	applies to wall mount	Large enclosure assembly reference <u>Recess</u> Mount	14
	42"/46"/55"	Bolt-down KIOSK / Transparent base	15
	42"/46"/55"	Bolt-down KIOSK / 90 degree edge	16
	42"/46"/55"	Bolt-down KIOSK / Slip cover base, 90 degree edge	17
	42"/46"/55"	Freestanding angled KIOSK / 3 Leg angled back base	18
	42"/46"/55"	Freestanding angled KIOSK / 2 Leg stepped base	19
	42"/46"/55"	Freestanding angled KIOSK / Solid leg with beveled base	20
	46"/55"	Bolt-down angled KIOSK, 2 Leg, wheelchair access	21
	applies to all sizes	Metal laminate & color complimentary finish guide	22
	applies to all sizes	Wood laminate finish reference	23
	informational reference	Tactile copy color guide (Rowmark)	24
	informational reference	A.D.A. compliant typeface options	25
	informational reference	A.D.A. compliant typeface options	26
	informational reference	A.D.A. compliant tactile copy and readability codes	27

8"-22" LCD Monitor Enclosures

Type: surface & recess mount | beveled edge



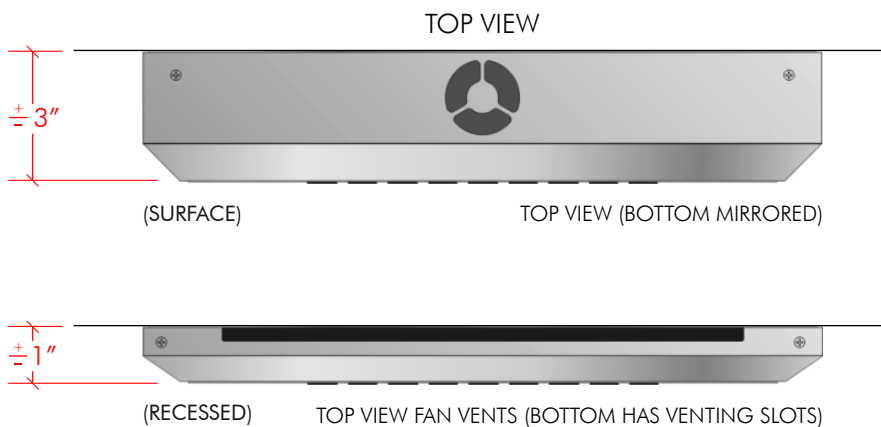
- The beveled edge cover design creates a slimming, stylish modern feel.
- The removable cover allows for easy access to all internal components.
- Logo or graphic may be used in addition to a room name (additional fees will apply).
- Tactile A.D.A. compliant copy & braille is an optional feature.
- Monitor is displayed in a horizontal orientation.



surface mount	
Part Number	Size
8HS-BV.MIR	8"
10HS-BV.MIR	10"
15HS-BV.PLA	15"
19HS-BV.SAM	19"
22HS-BV.ACER	22"



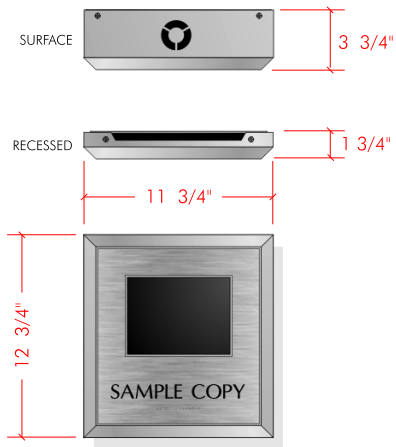
recess mount	
Part Number	Size
8HR-BV.MIR	8"
10HR-BV.MIR	10"
15HR-BV.PLA	15"
19HR-BV.SAM	19"
22HR-BV.ACER	22"



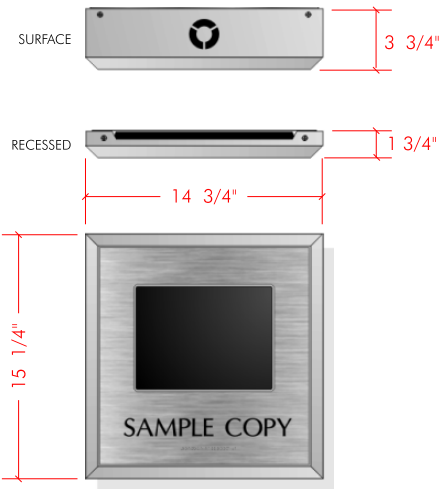
NOTE: The typeface are for example only. See typeface pages for options.

8"-22" LCD Monitor Enclosures

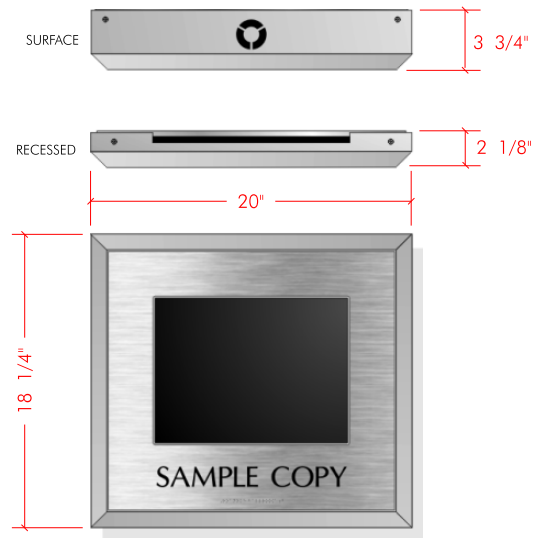
Type: Meeting room identity size options | Beveled edge



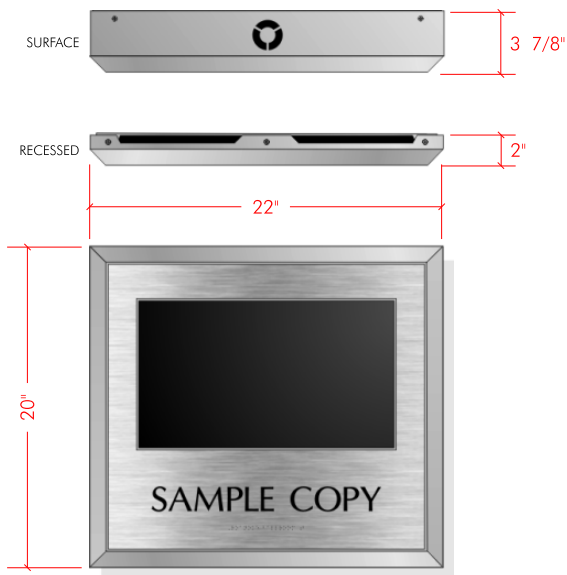
8" monitor



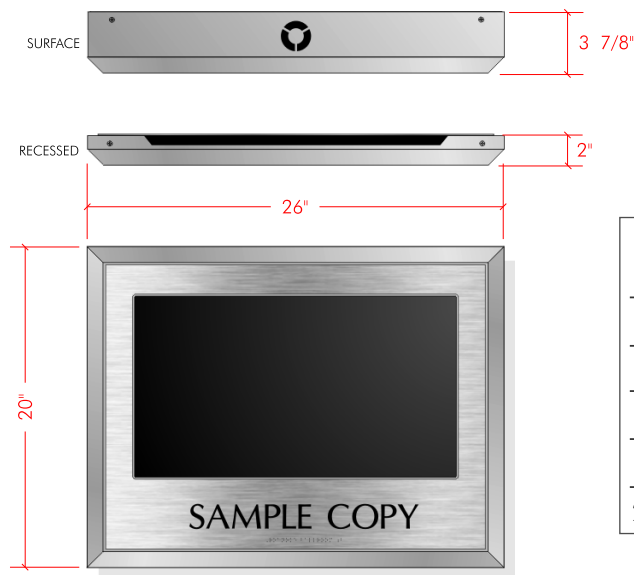
10" monitor



15" monitor



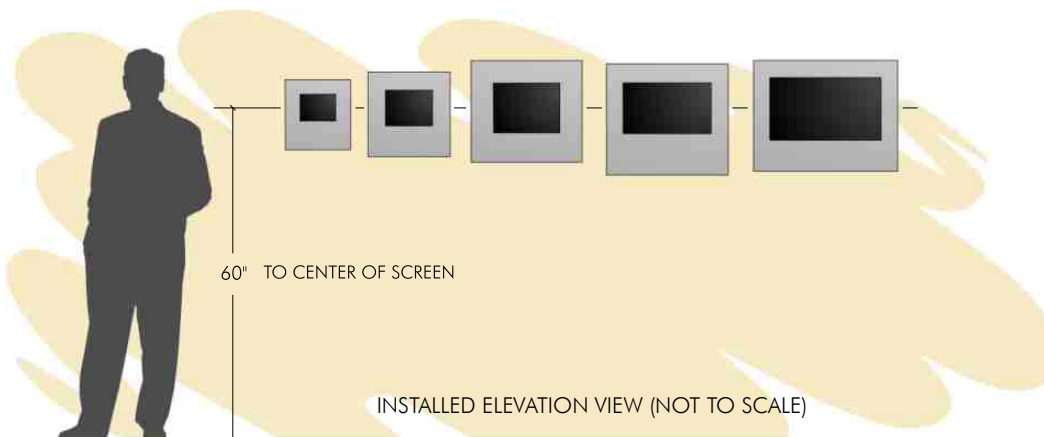
19" monitor



22" monitor

surface mount	
Part Number	Size
8HS-BV.MIR	8"
10HS-BV.MIR	10"
15HS-BV.PLA	15"
19HS-BV.SAM	19"
22HS-BV.ACER	22"

recess mount	
Part Number	Size
8HR-BV.MIR	8"
10HR-BV.MIR	10"
15HR-BV.PLA	15"
19HR-BV.SAM	19"
22HR-BV.ACER	22"

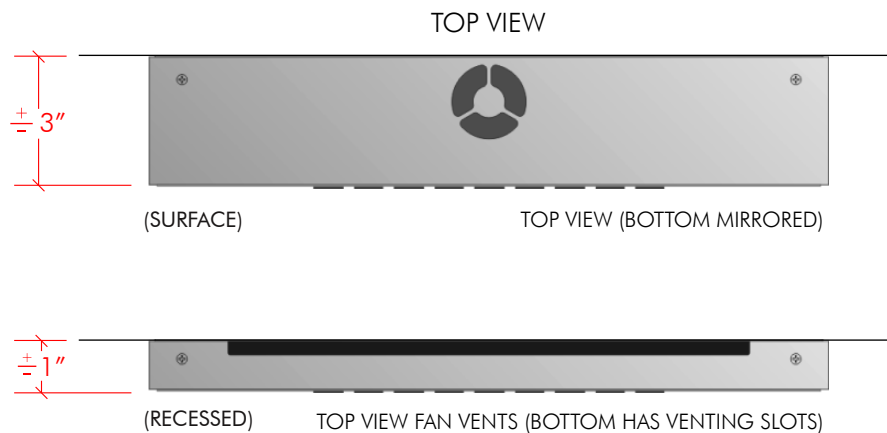


8"-22" LCD Monitor Enclosures


Type: surface & recess mount | 90° edge



- This clean and modern enclosure design is subtle, inviting and promotes guest interaction.
- The removable cover allows for easy access to all internal components.
- Logo or graphic may be used in addition to a room name (additional fees will apply).
- Tactile A.D.A. compliant copy & braille is an optional feature.
- Monitor is displayed in a horizontal orientation only.



surface mount	
Part Number	Size
8HS-90.MIR	8"
10HS-90.MIR	10"
15HS-90.PLA	15"
19HS-90.SAM	19"
22HS-90.ACER	22"

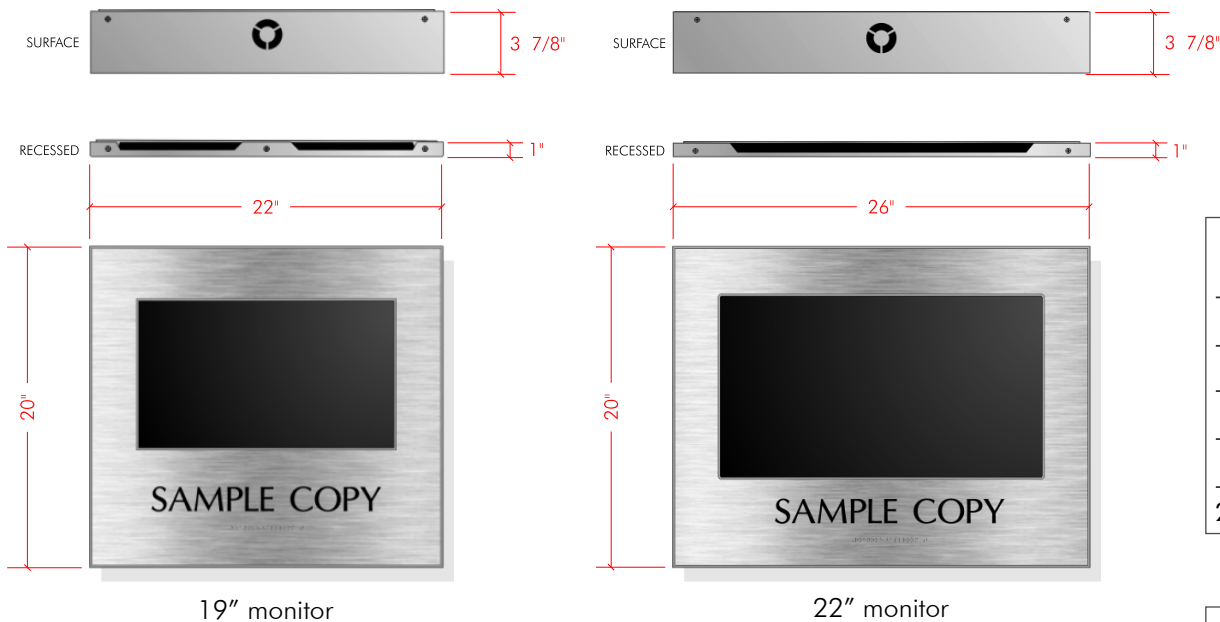
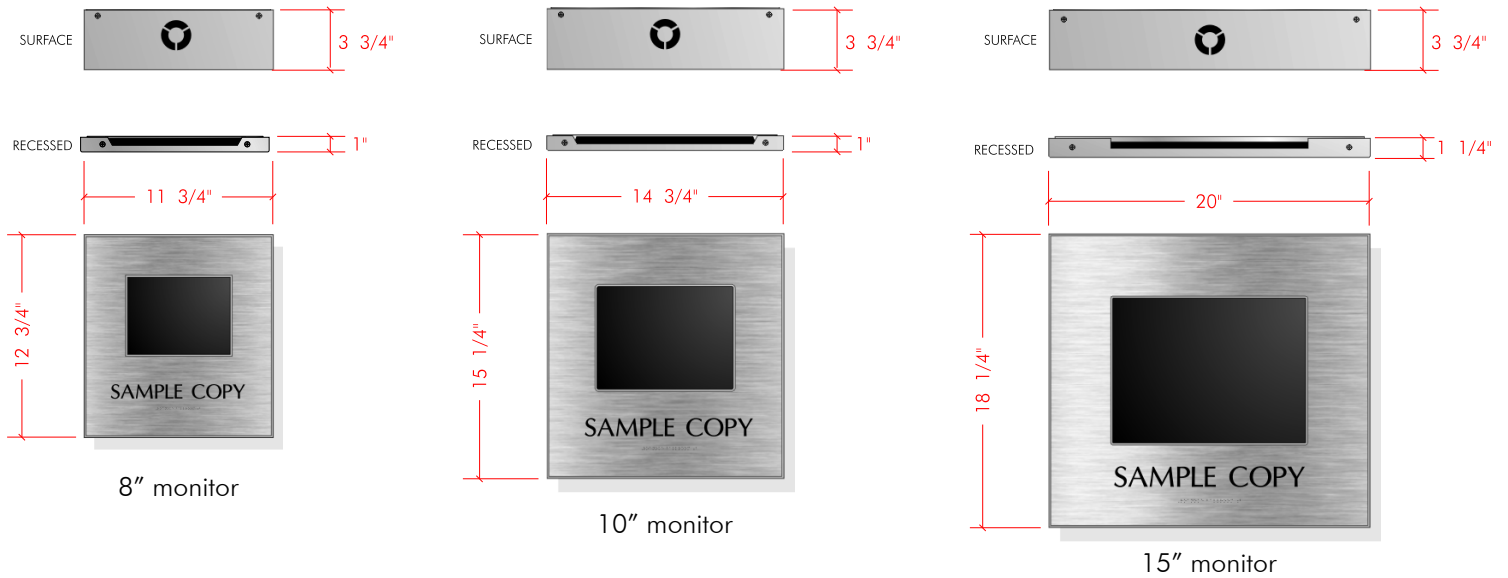


recess mount	
Part Number	Size
8HR-90.MIR	8"
10HR-90.MIR	10"
15HR-90.PLA	15"
19HR-90.SAM	19"
22HR-90.ACER	22"

NOTE: The typeface are for example only. See typeface pages for options.

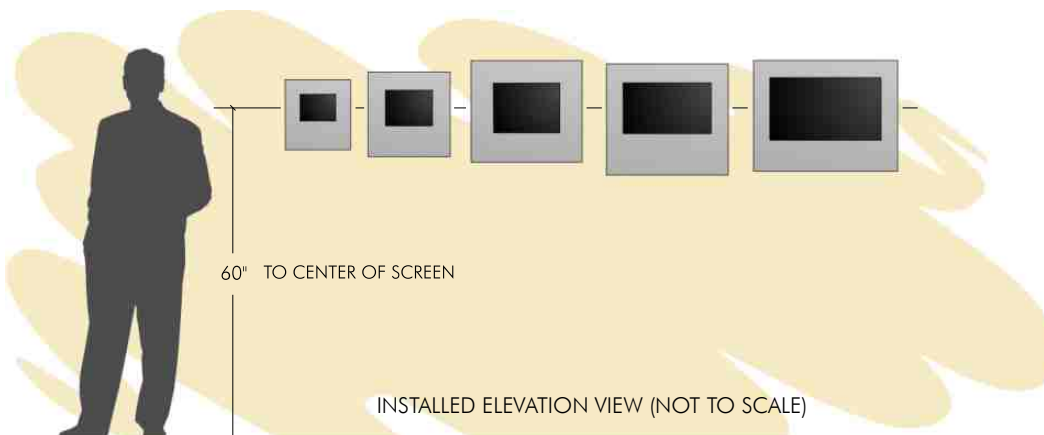
8"-22" LCD Monitor Enclosures

Type: Meeting room identity size options | 90° edge



surface mount	
Part Number	Size
8HS-90.MIR	8"
10HS-90.MIR	10"
15HS-90.PLA	15"
19HS-90.SAM	19"
22HS-90.ACER	22"

recess mount	
Part Number	Size
8HR-90.MIR	8"
10HR-90.MIR	10"
15HR-90.PLA	15"
19HR-90.SAM	19"
22HR-90.ACER	22"


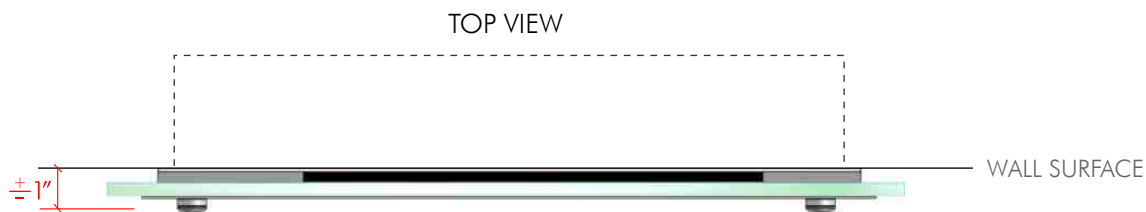


8"-22" LCD Monitor Enclosures

Type: recess mount | decorative hardware

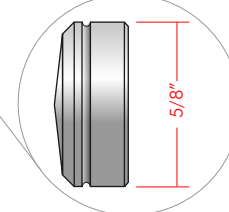


- This clean and modern enclosure design is subtle, contemporary and inviting.
- Easily removable cover with a glass-like translucent green edge acrylic frame.
- Logo or graphic may be used in addition to a room name (additional fees may apply).
- Tactile A.D.A. compliant copy & braille is an optional feature.
- Monitor is displayed in a horizontal orientation only.



recess mount		
Part Number	Size	
8HR-DEC.MIR	8"	
10HR-DEC.MIR	10"	
15HR-DEC.PLA	15"	
19HR-DEC.SAM	19"	
22HR-DEC.ACER	22"	

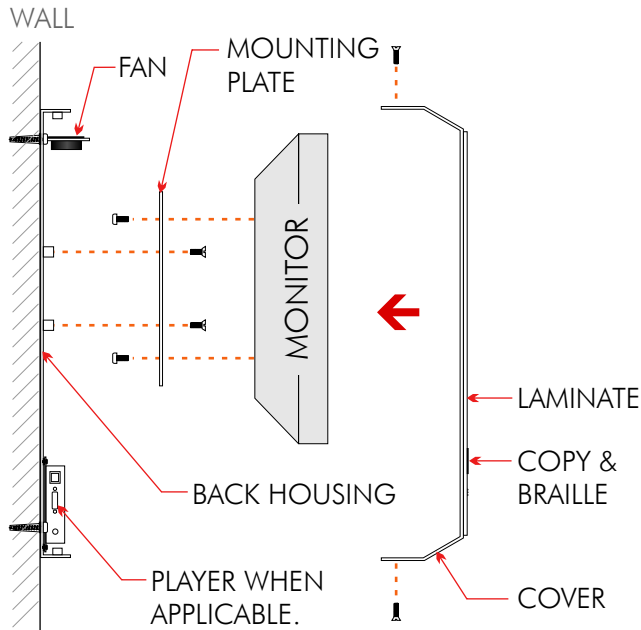
NOTE: The typeface are for example only. See typeface pages for options.



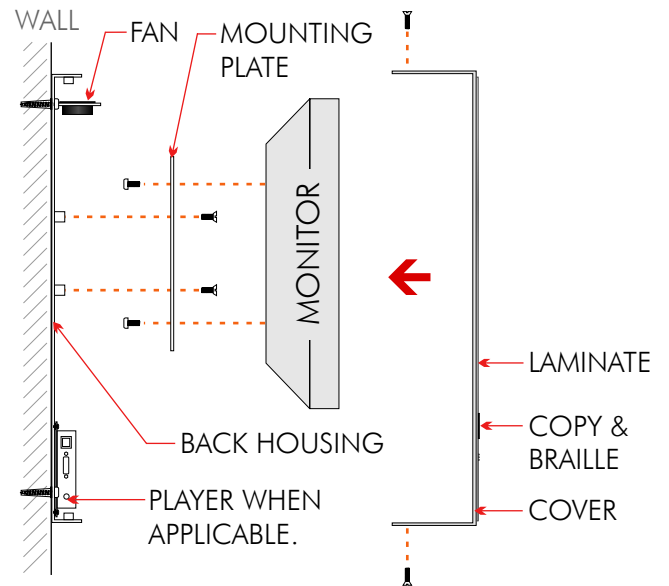
stainless steel
hardware
side detail

Typical assembly reference

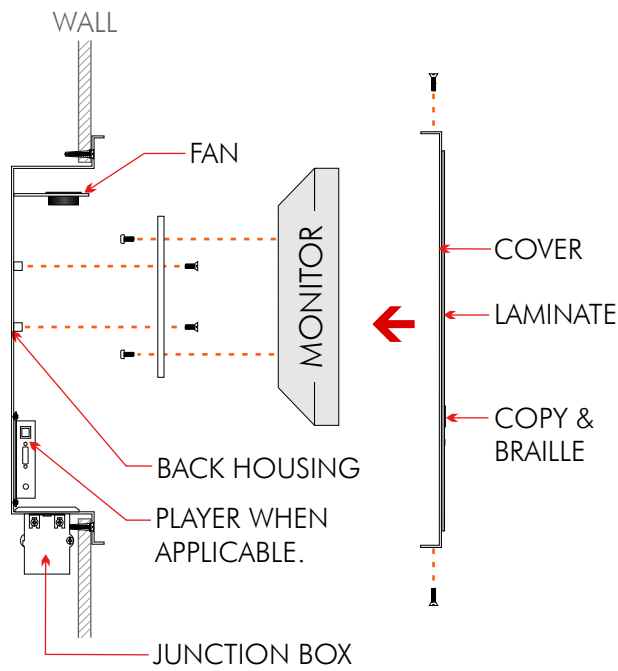
Typical: SURFACE/RECESS mount | meeting room enclosures



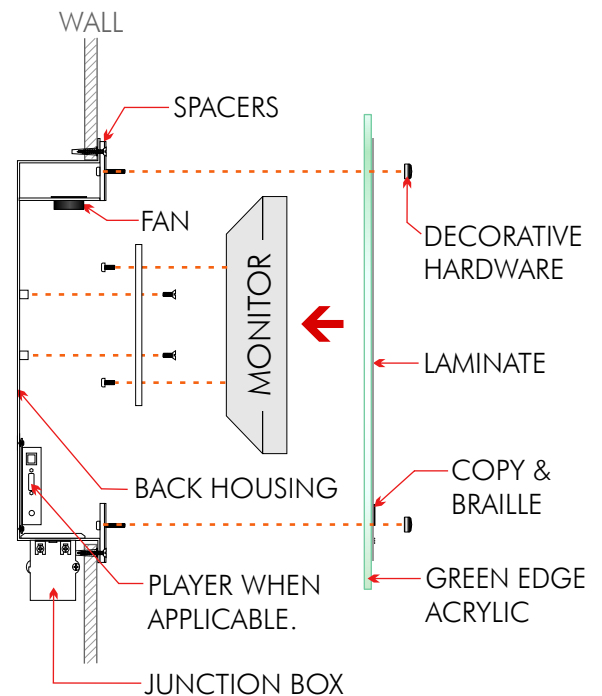
Typical: Surface mount beveled edge



Typical: Surface mount 90 degree edge



Typical: Recess mount 90 degree edge





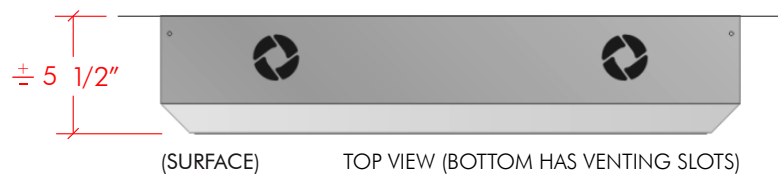
Typical: Recess mount decorative hardware

32"-55" LCD Monitor Enclosures

Type: surface & recess mount | beveled edge



- The beveled edge design creates a slimming, stylish modern feel.
- The removable cover allows internal access and can be finished to compliment your interior decor.
- Logo or graphic may be used for branding or decorative purposes (additional fees may apply).
- Sized to fit your specified catalog monitor selection; dimensions to come with hardware approval.
- Enclosures must be ordered specifically in a vertical OR horizontal orientation; not inter-changeable.



surface mount	
Part Number	Size
vertical	
32VS-BV	32"
42VS-BV	42"
46VS-BV	46"
55VS-BV	55"
surface mount	
Part Number	Size
horizontal	
32HS-BV	32"
42HS-BV	42"
46HS-BV	46"
55HS-BV	55"





recess mount	
Part Number	Size
vertical	
32VR-BV	32"
42VR-BV	42"
46VR-BV	46"
55VR-BV	55"
recess mount	
Part Number	Size
horizontal	
32HR-BV	32"
42HR-BV	42"
46HR-BV	46"
55HR-BV	55"

32"-55" LCD Monitor Enclosures

Type: surface & recess mount | beveled edge (dual monitor)



- The beveled edge design creates a slimming, stylish modern feel.
- The removable cover allows internal access and can be finished to compliment your interior decor.
- Logo or graphic may be used for branding or decorative purposes (additional fees may apply).
- Sized to fit your specified catalog monitor selection; dimensions to come with hardware approval.
- Dual monitor enclosures shown are only available in a vertical orientation only.




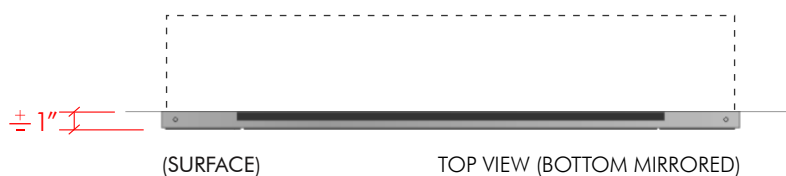
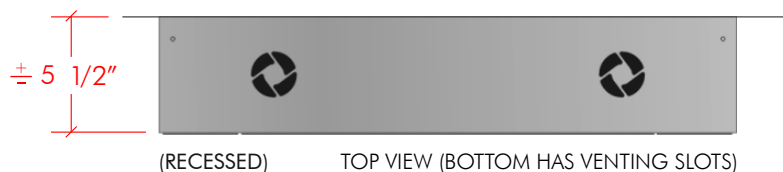
surface mount	
Part Number	Size
vertical	
32.2VS-BV	32"
42.2VS-BV	42"
46.2VS-BV	46"
55.2VS-BV	55"
recess mount	
Part Number	Size
vertical	
32.2VR-BV	32"
42.2VR-BV	42"
46.2VR-BV	46"
55.2VR-BV	55"

32"-55" LCD Monitor Enclosures

Type: surface & recess mount | 90° edge



- This clean and modern enclosure design is subtle, inviting and promotes guest interaction.
- The removable cover allows internal access and can be finished to compliment your interior decor.
- Logo or graphic may be used for branding or decorative purposes (additional fees may apply).
- Sized to fit your specified catalog monitor selection; dimensions to come with hardware approval.
- Enclosures must be ordered specifically in a vertical OR horizontal orientation; not inter-changeable.



surface mount	
Part Number	Size
vertical	
32VS-90	32"
42VS-90	42"
46VS-90	46"
55VS-90	55"
surface mount	
Part Number	Size
horizontal	
32HS-90	32"
42HS-90	42"
46HS-90	46"
55HS-90	55"




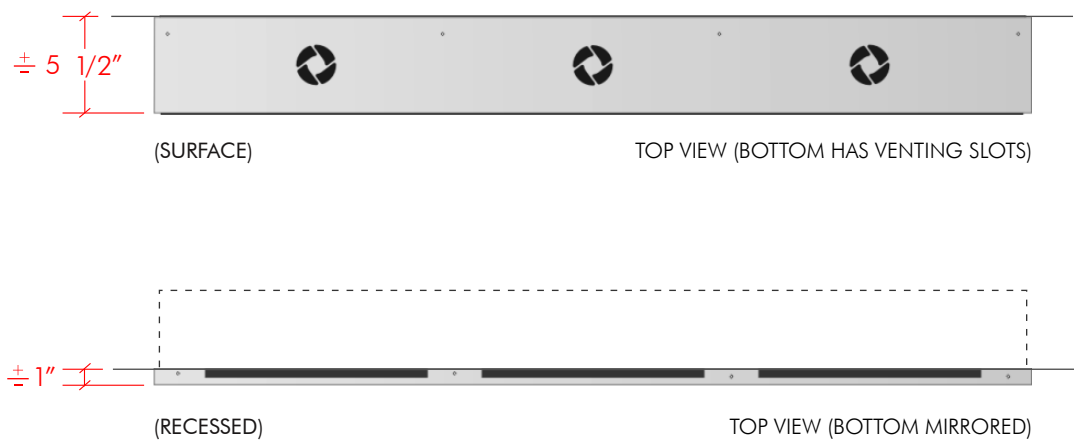
recess mount	
Part Number	Size
vertical	
32VR-90	32"
42VR-90	42"
46VR-90	46"
55VR-90	55"
recess mount	
Part Number	Size
horizontal	
32HR-90	32"
42HR-90	42"
46HR-90	46"
55HR-90	55"

32"-55" LCD Monitor Enclosures

Type: surface & recess mount | 90° edge (dual monitor)



- This clean and modern enclosure design is subtle, inviting and promotes guest interaction.
- Logo or graphic may be used for branding or decorative purposes (additional fees may apply).
- The removable cover allows for internal access to all components.
- Sized to fit your specified catalog monitor selection; dimensions to come with hardware approval.
- Dual monitor enclosures shown are only available in a vertical orientation only.



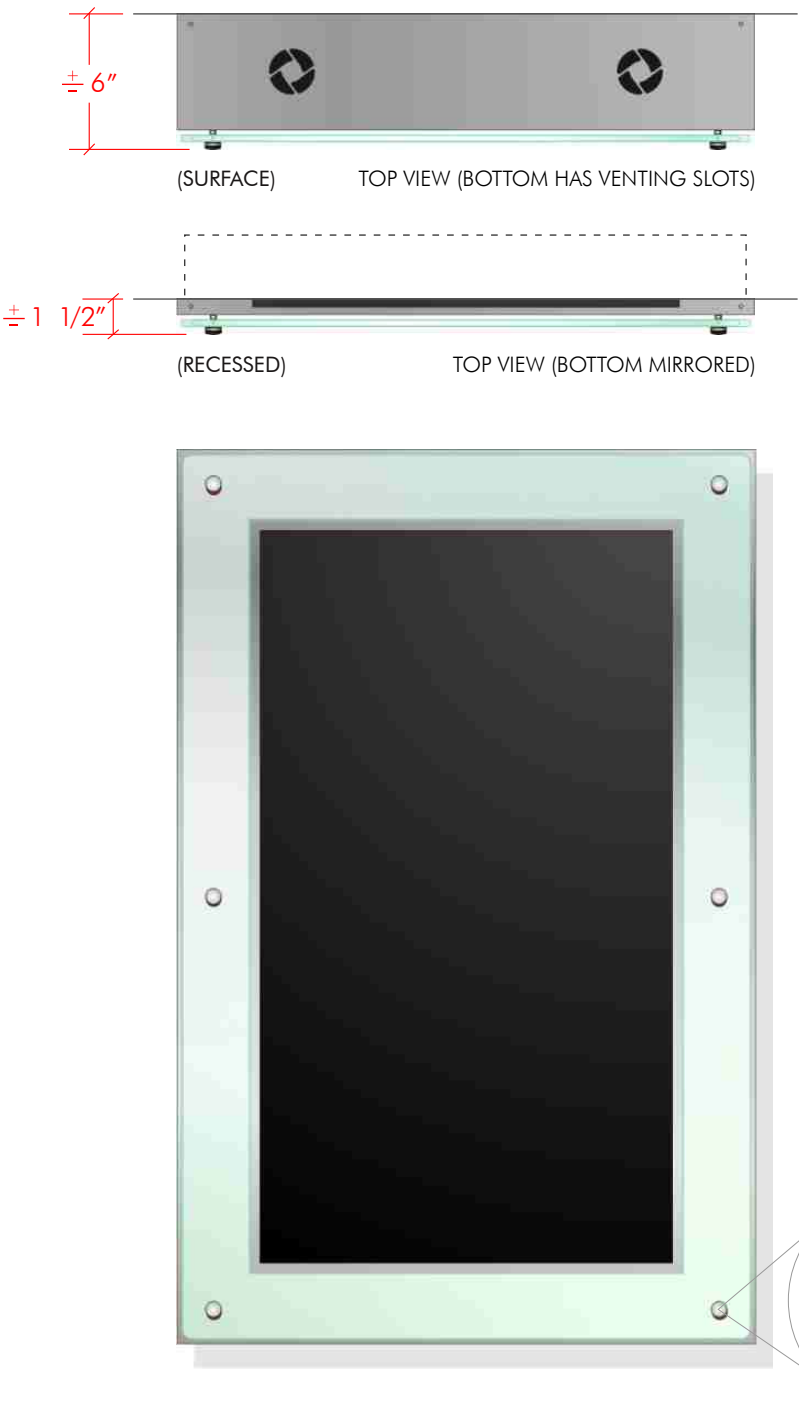
surface mount	
Part Number	Size
vertical	
32.2VS-90	32"
42.2VS-90	42"
46.2VS-90	46"
55.2VS-90	55"
recess mount	
Part Number	Size
vertical	
32.2VR-90	32"
42.2VR-90	42"
46.2VR-90	46"
55.2VR-90	55"

32"-55" LCD Monitor Enclosures

Type: surface & recess mount | decorative hardware



- This clean and modern enclosure design is subtle, contemporary and inviting.
- The “glass-like” acrylic frame and hardware adds an extra layer of sophistication.
- Logo or graphic may be used for branding or decorative purposes (additional fees may apply).
- Sized to fit your specified catalog monitor selection; dimensions to come with hardware approval.
- The removable cover allows for internal access to all components.
- Enclosures must be ordered specifically in a vertical OR horizontal orientation; not inter-changeable.



surface mount	
Part Number	Size
vertical	
32VS-DEC	32"
42VS-DEC	42"
46VS-DEC	46"
55VS-DEC	55"
surface mount	
Part Number	Size
horizontal	
32HS-DEC	32"
42HS-DEC	42"
46HS-DEC	46"
55HS-DEC	55"



recess mount	
Part Number	Size
vertical	
32VR-DEC	32"
42VR-DEC	42"
46VR-DEC	46"
55VR-DEC	55"
recess mount	
Part Number	Size
horizontal	
32HR-DEC	32"
42HR-DEC	42"
46HR-DEC	46"
55HR-DEC	55"

Stainless steel
hardware side detail

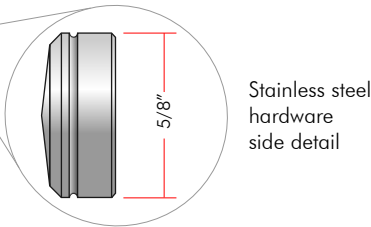
32"-55" LCD Monitor Enclosures

Type: surface & recess mount | decorative hardware (dual monitor)

- This clean and modern enclosure design is subtle, contemporary and inviting.
- The “glass-like” acrylic frame and hardware adds an extra layer of sophistication.
- Logo or graphic may be used for branding or decorative purposes (additional fees may apply).
- Sized to fit your specified catalog monitor selection; dimensions to come with approval.
- The removable cover allows for internal access to all components.
- Dual monitor enclosure is specifically displayed in a vertical orientation only.

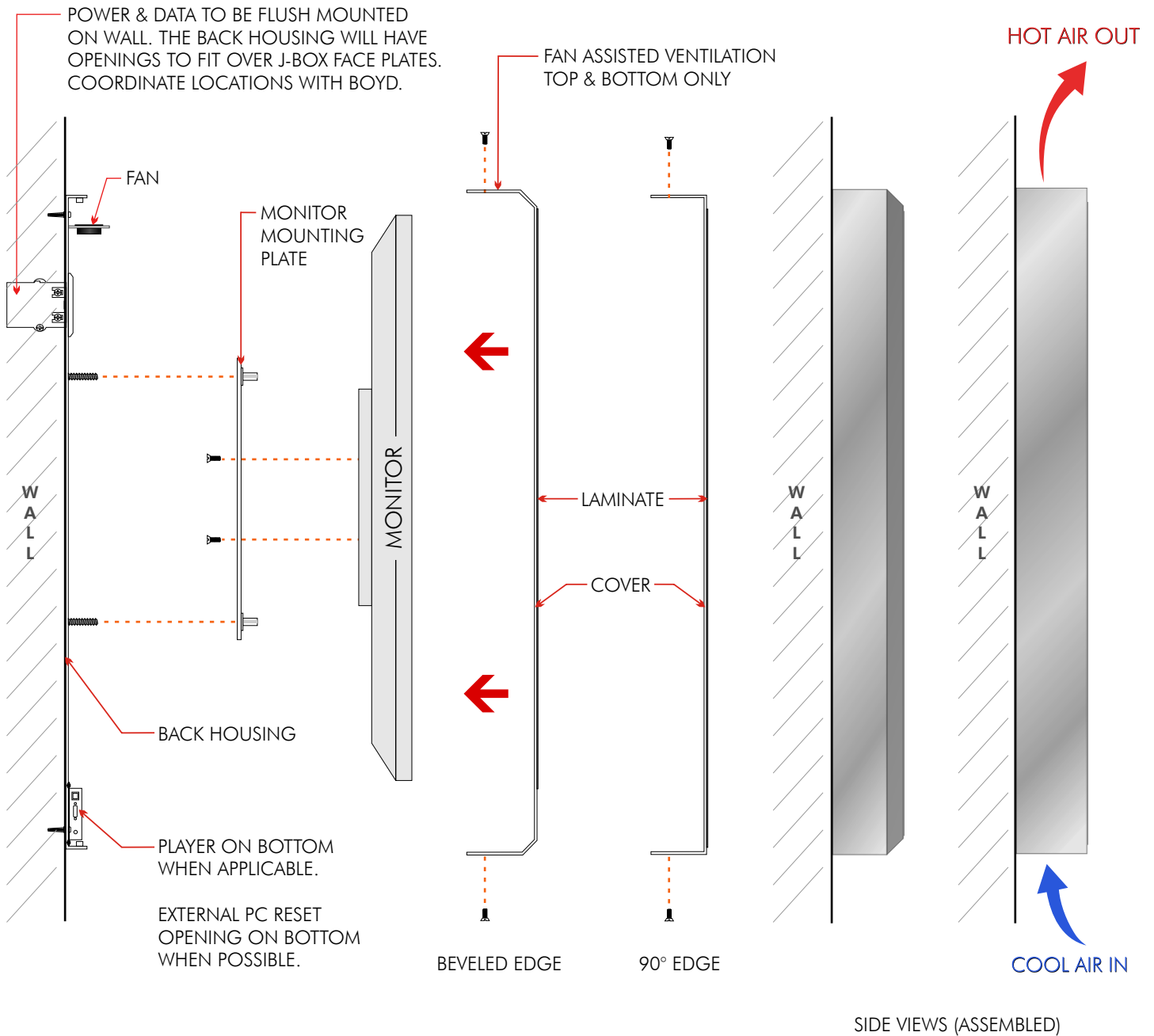


surface mount		
Part Number		Size
vertical		
32.2VS-DEC		32"
42.2VS-DEC		42"
46.2VS-DEC		46"
55.2VS-DEC		55"
recess mount		
Part Number		Size
vertical		
32.2VR-DEC		32"
42.2VR-DEC		42"
46.2VR-DEC		46"
55.2VR-DEC		55"



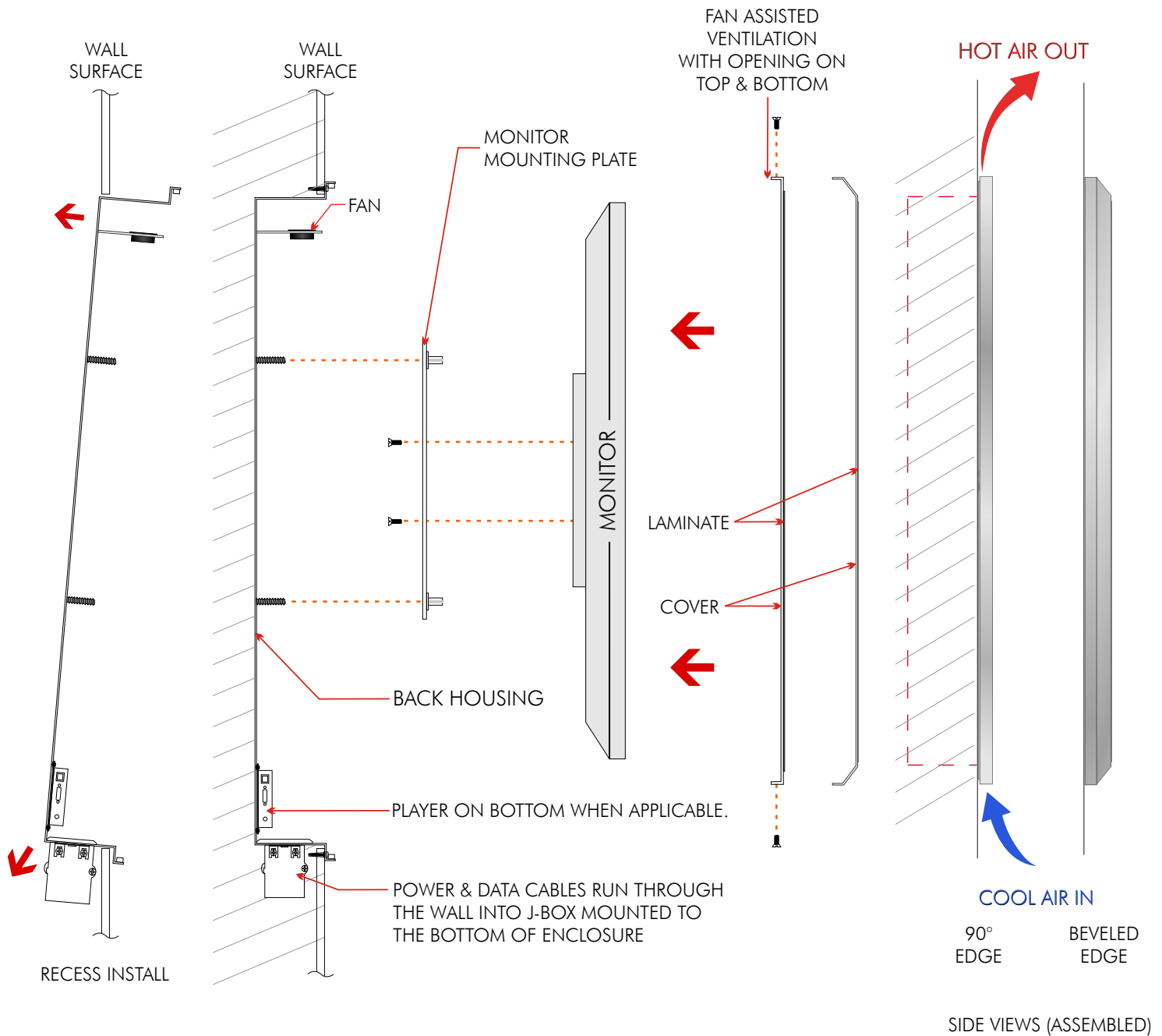
Fabrication & assembly

Typical: SURFACE mount | **beveled & 90° edge enclosures**



Fabrication & assembly

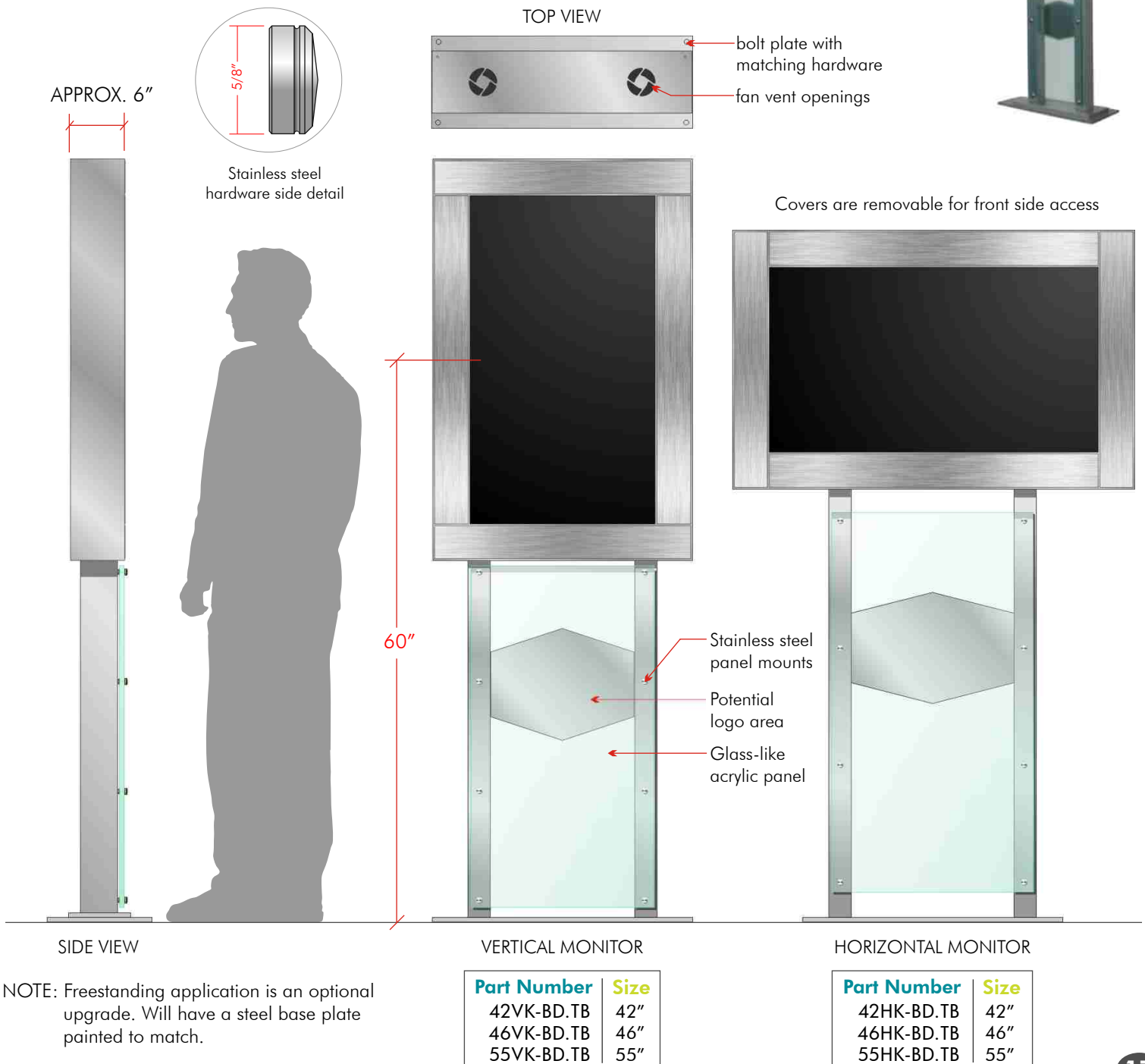
Typical: RECESS mount | **beveled & 90° edge enclosures**



42"-55" Vertical/Horizontal Kiosk

Type: bolt plate mount | transparent base, two post

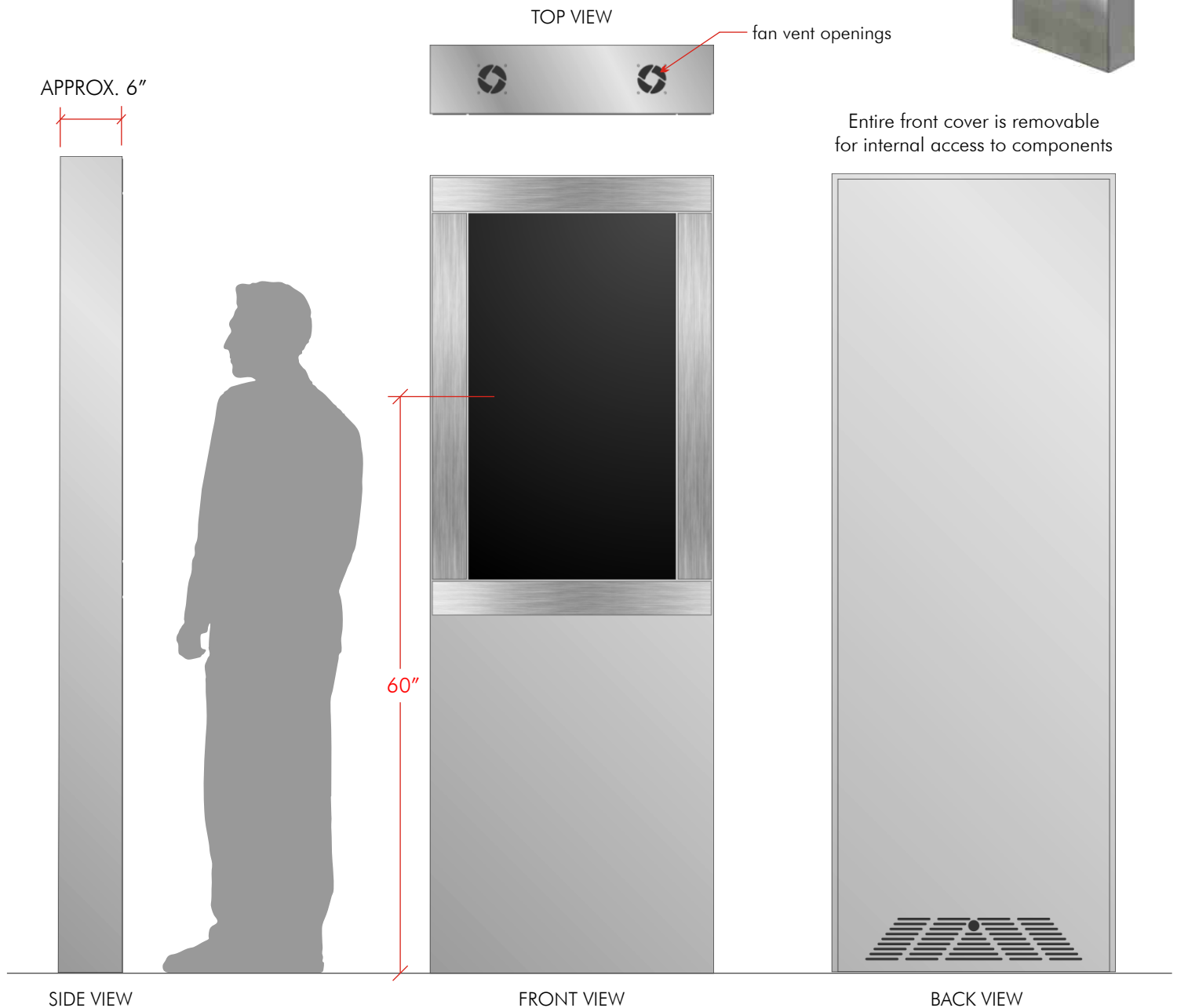
- The glass-like accent panel along with slim legs creates an airy, modern aesthetic quality.
- This option **MUST** be bolted to the floor. Proportions to vary per monitor size/model.
- Freestanding application is an **optional upgrade** and will have a steel base plate painted to match.
- Logo or graphic may be used for branding or decorative purposes (additional fees will apply).
- The transparent base area allows for various branding options (additional fees will apply).
- This kiosk monitor is displayed in a vertical or horizontal orientation; not inter-changeable.



42"-55" Vertical Kiosk

Type: bolt plate mount | 90° edge

- This vertical kiosk has a clean, modern design that is inviting and promotes guest interaction.
- This design **MUST** be bolted to the floor. Proportions to vary per monitor size/model.
- Freestanding application is an **optional upgrade** and will have a steel base plate painted to match.
- Logo or graphic may be used for branding or decorative purposes (additional fees will apply).
- This kiosk monitor is displayed in a vertical orientation only, horizontal mount is a custom order.

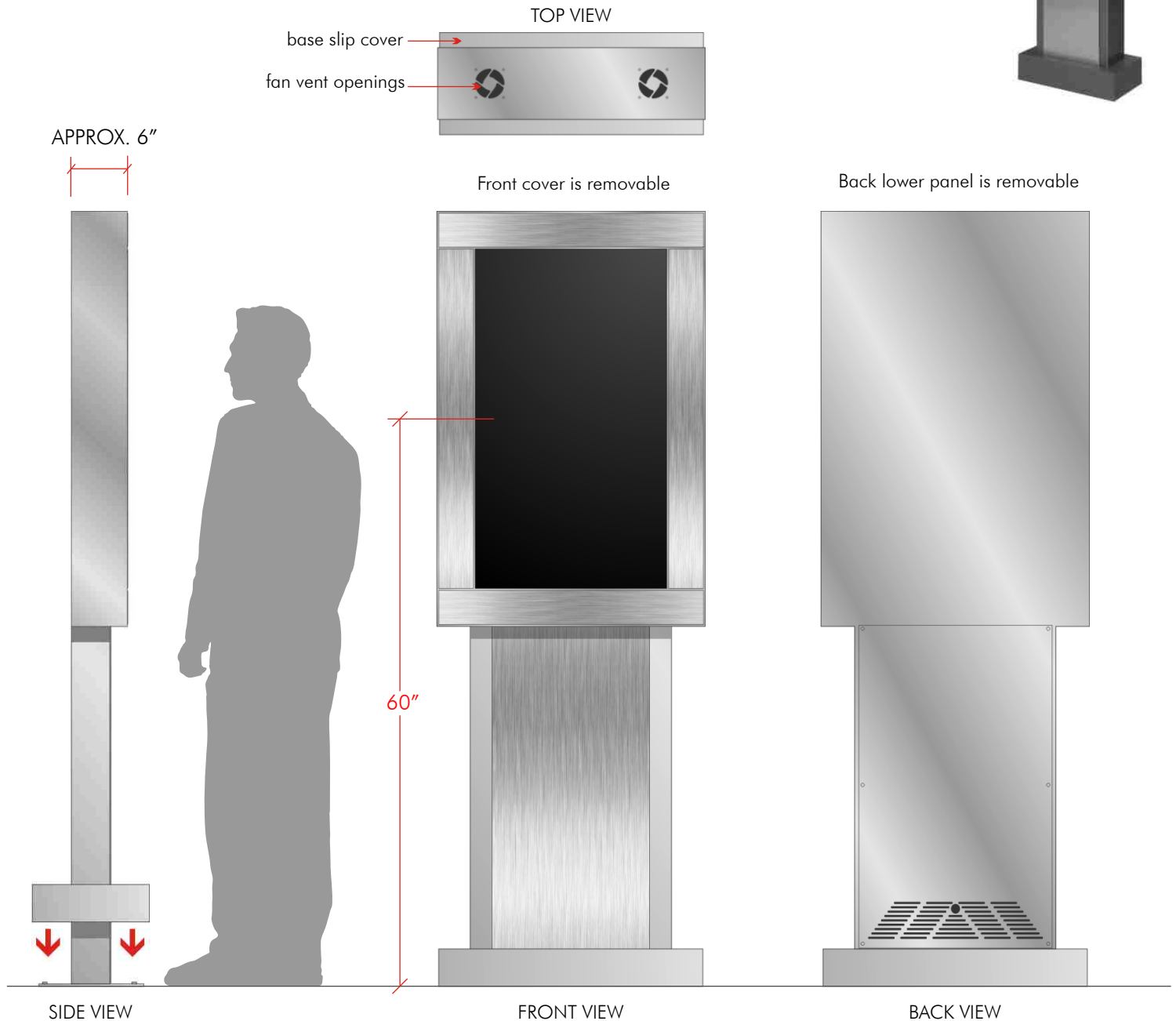


Bolt plate is hidden inside base

Part Number	Size
42VK-BD.90	42"
46VK-BD.90	46"
55VK-BD.90	55"

Type: bolt plate mount | 90° edge with slip cover base

- This slim base kiosk design has a clean modern appeal and tapered look.
- This design **MUST** be bolted to the floor. Proportions to vary per monitor size/model.
- Freestanding application is an **optional upgrade** and will have a steel base plate painted to match.
- Logo or graphic may be used for branding or decorative purposes (additional fees may apply).
- This kiosk monitor is displayed in a vertical orientation only, horizontal mount is a custom order.

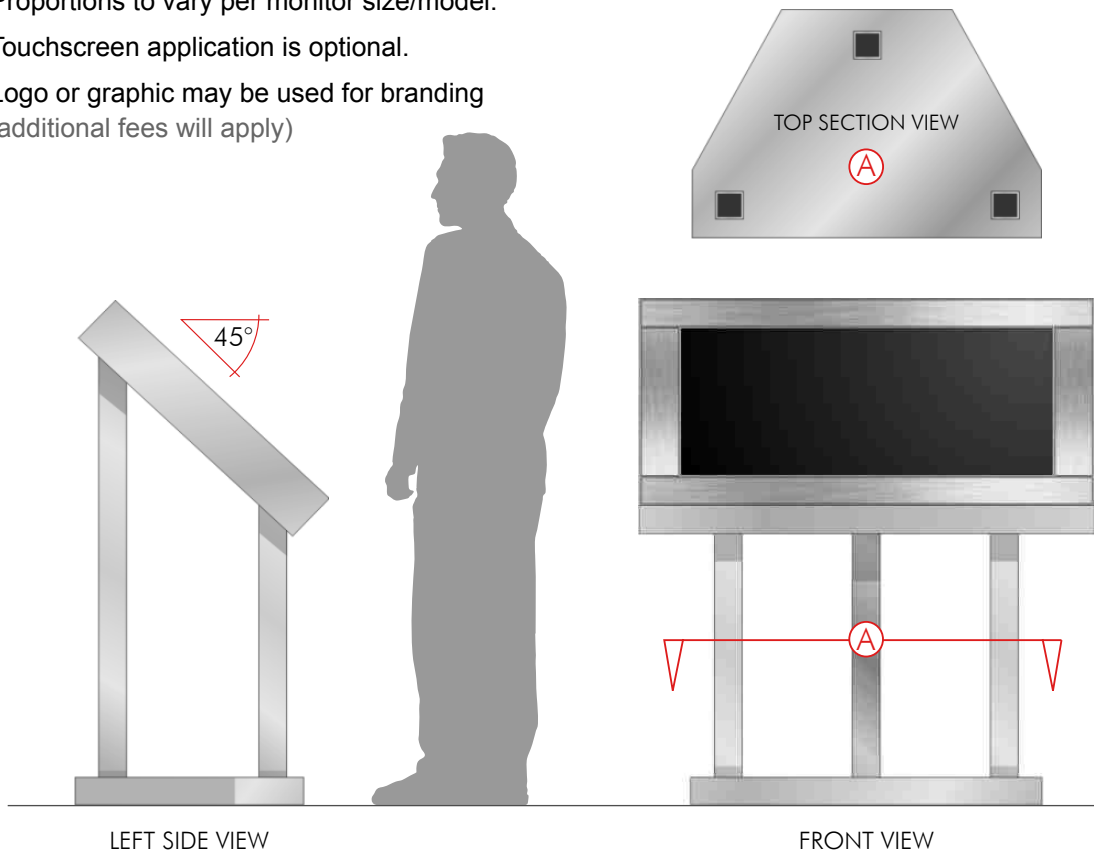


Bolt plate is hidden inside base

Part Number	Size
42VK-BD.SCB	42"
46VK-BD.SCB	46"
55VK-BD.SCB	55"

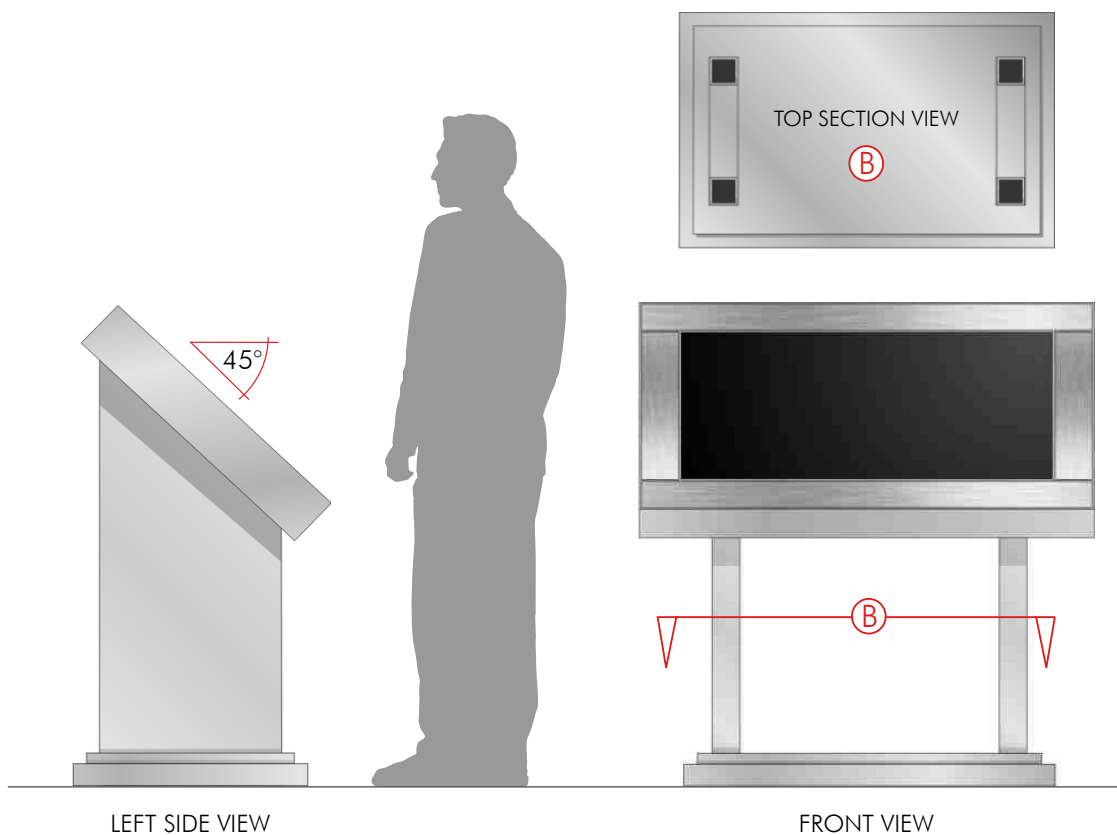
Type: angled freestanding & bolt down kiosks

- Promotes customer interaction, great for non-wall mount solutions
- Proportions to vary per monitor size/model.
- Touchscreen application is optional.
- Logo or graphic may be used for branding (additional fees will apply)



THREE LEG BASE
ANGLED BACK

Part Number	Size
42HK-F.A.3L.SQ	42"
46HK-F.A.3L.SQ	46"
55HK-F.A.3L.SQ	55"

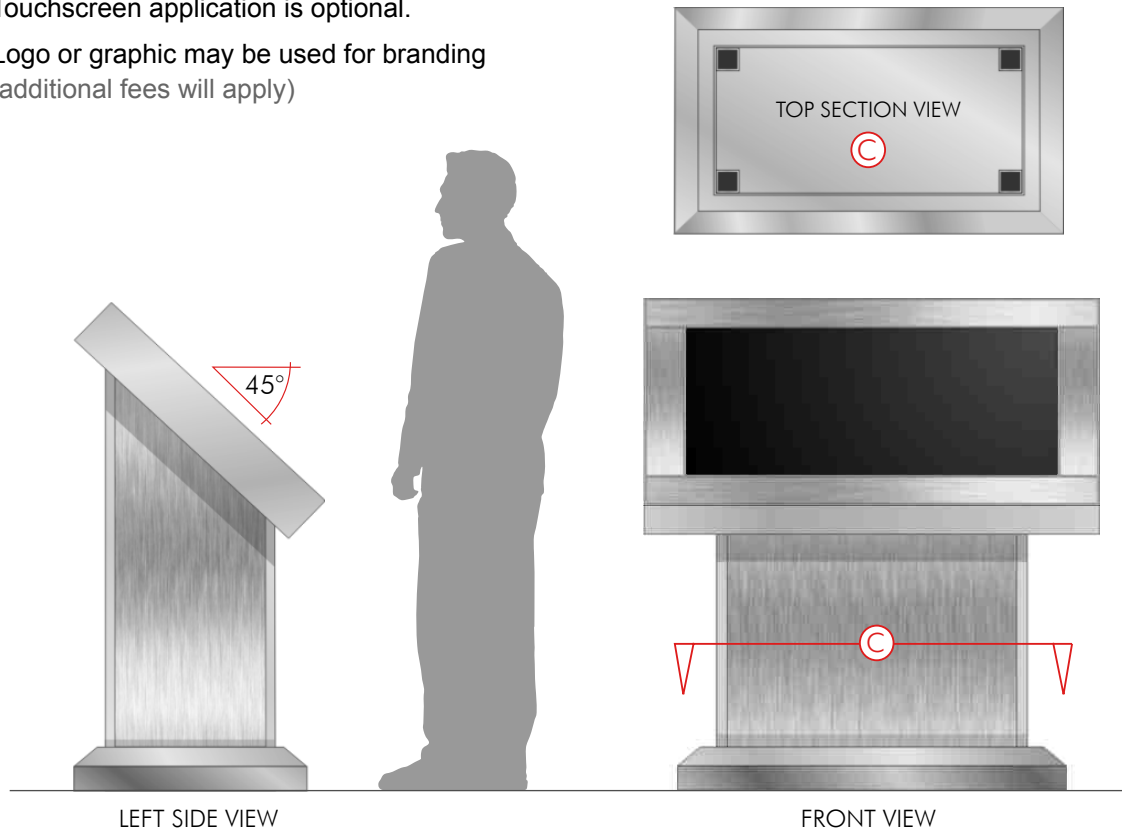


TWO LEG, STEPPED BASE

Part Number	Size
42HK-F.A.2L.SB	42"
46HK-F.A.2L.SB	46"
55HK-F.A.2L.SB	55"

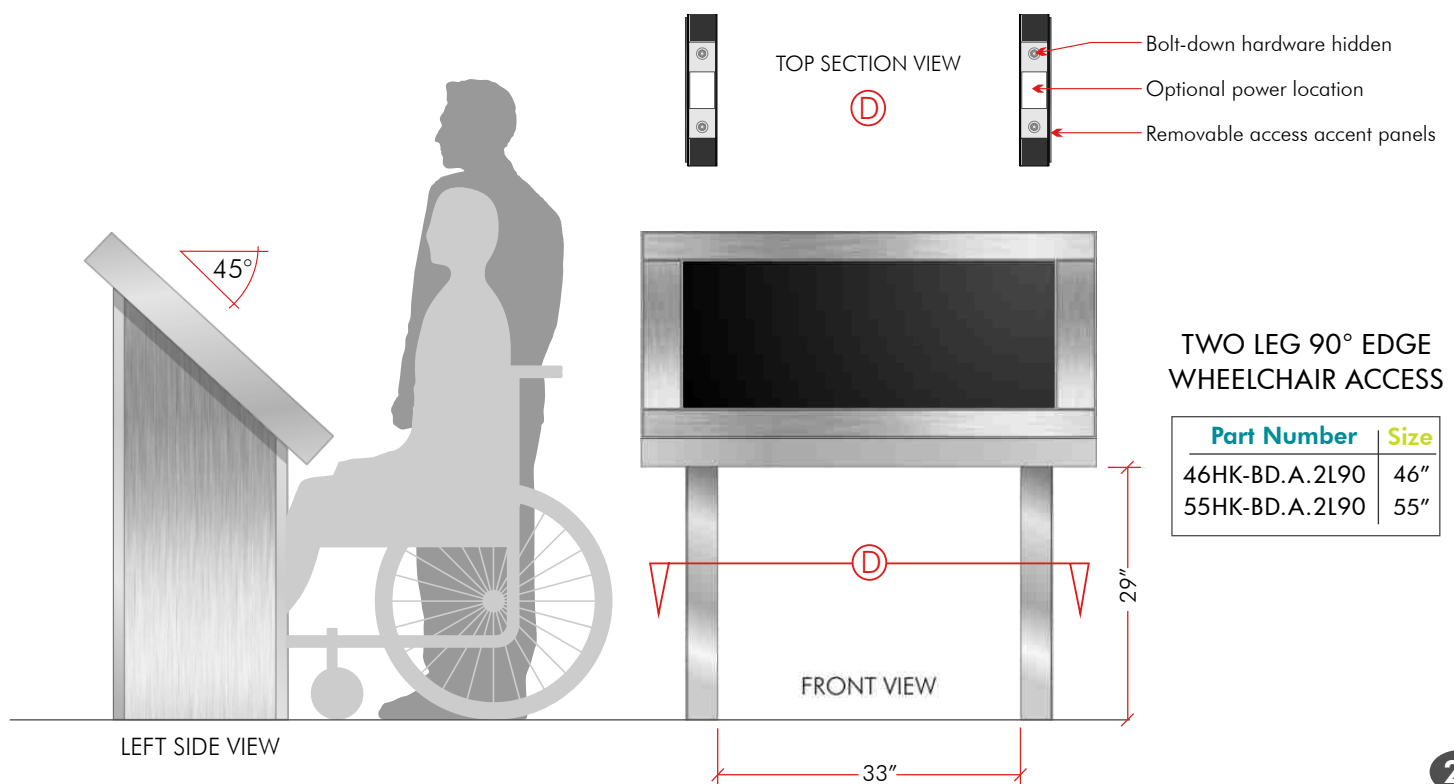
Type: angled freestanding & bolt down kiosks

- Promotes customer interaction, great for non-wall mount solutions
- Proportions to vary per monitor size/model.
- Touchscreen application is optional.
- Logo or graphic may be used for branding (additional fees will apply)



BEVELED SOLID BASE

Part Number	Size
46HK-F.A.BV.SCB	46"
55HK-F.A.BV.SCB	55"



TWO LEG 90° EDGE WHEELCHAIR ACCESS


Part Number	Size
46HK-BD.A.2L90	46"
55HK-BD.A.2L90	55"

Metal Laminate & Paint Finish Reference

The below metal laminate (non-phenolic backed) samples paired with Matthews Paint matching or complimentary color swatches are options for most any enclosure or kiosk type in this catalog. Premium laminates will have a slight up charge for custom applications compared to the standard catalog options. The paired Matthews colors are recommended color matches. Laminate grain direction will generally run the perimeter of the monitor frame unless specifically described.

Brushed Aluminum Laminate on top


Matthews MP19891 Airstream
Paint color on bottom



Standard

Satin Aluminum

MP41342sp Brushed Aluminum




Laminate on top

Paint color on bottom

Standard

Polished Aluminum (mirror-like)


MP32195 Staid Gray



Standard

Brushed Gold (brass-like)


MP20359 Las Vegas Gold



Standard

Satin Gold (brass-like)


MP20359 Las Vegas Gold



Standard

Polished Gold (mirror-like)


MP20356 Golden Bronze



Standard

Brushed Medium Bronze #925


MP20084 Bronze Glow



Premium

Brushed Pewter #916


MP32195 Staid Gray



Premium

Brushed Light Stainless Steel #927


Matthews MP19891 Airstream



Premium

Oiled Bronze #721


MP41279 Pale Bronze



Premium

Satin Bronze #912

MP41279 Pale Bronze



Premium

Dark Satin Bronze

MP20157 Castell Bronze



Standard

NOTE: Actual printed or on screen colors may vary from the actual material. Samples will be supplied by request only.

"Faux Wood" Laminate Reference

The Nevamar brand wood laminate options shown below may be used on most any enclosure or kiosk type. The entire enclosure will be painted to match your laminate or a metallic and or matte black paint finish can be used. The paired Benjamin Moore color specs below are recommended color matching swatches (not mandatory). The wood grain direction will normally run the perimeter of the monitor frame unless specifically described in the technical shop drawings.

Laminate on top

Vantage Pt Walnut WW0013N


Adirondack Brown 2095-10

Paint color on bottom



Crest Mahogany W8343PV

Chocolate Sundae 2113-10



Kona Blend WZ0028PV

Appalachian Brown 2115-10



Tendu WZ2007PV

Appalachian Brown 2115-10



Laminate on top

Paint color on bottom

Golden Ash WM8110T

Golden Retriever 2165-30




Grand Isle Maple W8371T

Greenfield Pumpkin HC-40



Tawny Satinwood WZ0003T

Greenfield Pumpkin HC-40



Cognac Birdseye WV8348V

Adirondack Brown 2095-10



Clear Maple WM8340T

Dark Beige 2165-40



Mikado Woodprint WZ0002T

Golden Retriever 2165-30



Honey Maple WM8322T

Golden Retriever 2165-30



Vacation Cottage Oak WK0016T


Jackson Tan HC-46



NOTE: Actual printed or on screen colors may vary from the actual material. Samples will be supplied by request only.

Tactile copy color options

The colors shown may vary by individual computer monitor from the actual product finish. All colors listed are of Rowmark brand from their product line specially designed to comply with the Americans with Disabilities Act (ADA) Federal regulations. These engraveable, laserable & routable sheets come in a wide variety of color finishes. This material has a high strength adhesive backing that allows it to adhere to most any flat material or surface. Select your copy color below while keeping in mind that it is recommended that you have a 70% color contrast from your background color selection.



3X1-803
Dark Brown

3X1-401*
Black

3X1-771
Gold


3X1-304
Silver

922-734*
Br. Gold/
Black Core

922-354*
Br. Aluminum/
Black Core

922-334*
Br. Silver/
Black Core

922-344*
Smooth Silver/
Black Core



3X1-801
Antique Ivory

3X1-808
Sand

3X1-214
Ash


3X1-811
Parchment

3X1-218
Sandalwood

3X1-201*
White

3X1-204*
Bright White

3X1-701
Yellow



3X1-305
Light Grey

3X1-306
Pearl Grey

3X1-301
Grey


3XX-831
Beige

3X1-802
Taupe

3X1-413
Cinder

3X1-307
Charcoal Gray

3X1-823
Canyon



3X1-902
Pine Green

3X1-903
Black Forest Green

3X1-509
Bahama Blue

3X1-501
Blue

3X1-504
Air Force Blue

3X1-502
Marine Blue

3X1-302
China Blue

3X1-602
Burgundy

Typeface: Avenir (45 book, 55 Roman or 65 medium)

ABCDEFGHIJKLMNOPQRSTUVWXYZ

abcdefghijklmnopqrstuvwxyz1234567890&

Typeface: Neuzeit Grotesk (Light)

ABCDEFGHIJKLMNOPQRSTUVWXYZ

abcdefghijklmnopqrstuvwxyz 1234567890&

Typeface: Verlag (book)

ABCDEFGHIJKLMNOPQRSTUVWXYZ

abcdefghijklmnopqrstuvwxyz1234567890&?!.’

Typeface: Optima (medium)

ABCDEFGHIJKLMNOPQRSTUVWXYZ

abcdefghijklmnopqrstuvwxyz1234567890&

Typeface: Sharnay (normal)

ABCDEFGHIJKLMNOPQRSTUVWXYZ

abcdefghijklmnopqrstuvwxyz 1 2 3 4 5 6 7 8 9 0 &

Typeface: Trebuchet (REGULAR, BOLD)

ABCDEFGHIJKLMNOPQRSTUVWXYZ

abcdefghijklmnopqrstuvwxyz1234567890&

Typeface: **Neutraface** (TEXT BOOK, TEXT DEMI, DISPLAY MED, DISPLAY BOLD)

ABCDEFGHIJKLMNOPQRSTUVWXYZ

abcdefghijklmnopqrstuvwxyz1234567890&

Typeface: Avant Garde (BOOK, MEDIUM)

ABCDEFGHIJKLMNOPQRSTUVWXYZ

abcdefghijklmnopqrstuvwxyz 1234567890&

Typeface: Gotham (book)

ABCDEFGHIJKLMNOPQRSTUVWXYZ

abcdefghijklmnopqrstuvwxyz 1234567890&

Typeface: Gotham (condensed medium)

ABCDEFGHIJKLMNOPQRSTUVWXYZ

abcdefghijklmnopqrstuvwxyz 1234567890&

Typeface: Fruitiger 55

ABCDEFGHIJKLMNOPQRSTUVWXYZ

abcdefghijklmnopqrstuvwxyz 1234567890&

Typeface: Helvetica (Regular) Helvetica (Narrow)

ABCDEFGHIJKLMNOPQRSTUVWXYZ

abcdefghijklmnopqrstuvwxyz 1234567890&

Typeface: Futura (Medium)

ABCDEFGHIJKLMNOPQRSTUVWXYZ

abcdefghijklmnopqrstuvwxyz 1234567890&

Typeface: DIN (MEDIUM)

ABCDEFGHIJKLMNOPQRSTUVWXYZ

abcdefghijklmnopqrstuvwxyz 1234567890&?

Typeface: News Gothic (regular)

ABCDEFGHIJKLMNOPQRSTUVWXYZ

abcdefghijklmnopqrstuvwxyz1234567890&

A.D.A. Code Compliancy (relating to typeface)

703.1 General. Signs shall comply with 703. Where both visual and tactile characters are required, either one sign with both visual and tactile characters, or two separate signs, one with visual, and one with tactile characters, shall be provided.

703.2 Raised Characters. Raised characters shall comply with 703.2 and shall be duplicated in braille complying with 703.3. Raised characters shall be installed in accordance with 703.4.

Advisory 703.2 Raised Characters. Signs that are designed to be read by touch should not have sharp or abrasive edges.

703.2.1 Depth. Raised characters shall be 1/32 inch (0.8 mm) minimum above their background. **703.2.2 Case.** Characters shall be uppercase.

703.2.3 Style. Characters shall be sans serif. Characters shall not be italic, oblique, script, highly decorative, or of other unusual forms.

703.2.4 Character Proportions. Characters shall be selected from fonts where the width of the uppercase letter "O" is 55 percent minimum and 110 percent maximum of the height of the uppercase letter "I".

703.2.5 Character Height. Character height measured vertically from the baseline of the character shall be 5/8 inch (16 mm) minimum and 2 inches (51 mm) maximum based on the height of the uppercase letter "I".

EXCEPTION: Where separate raised and visual characters with the same information are provided, raised character height shall be permitted to be 1/2 inch (13 mm) minimum.

703.2.6 Stroke Thickness. Stroke thickness of the uppercase letter "I" shall be 15 percent maximum of the height of the character.

703.2.7 Character Spacing. Character spacing shall be measured between the two closest points of adjacent raised characters within a message, excluding word spaces. Where characters have rectangular cross sections, spacing between individual raised characters shall be 1/8 inch (3.2 mm) minimum and 4 times the raised character stroke width maximum. Where characters have other cross sections, spacing between individual raised characters shall be 1/16 inch (1.6 mm) minimum and 4 times the raised character stroke width maximum at the base of the cross sections, and 1/8 inch (3.2 mm) minimum and 4 times the raised character stroke width maximum at the top of the cross sections. Characters shall be separated from raised borders and decorative elements 3/8 inch (9.5 mm) minimum.

703.2.8 Line Spacing. Spacing between the baselines of separate lines of raised characters within a message shall be 135 percent minimum and 170 percent maximum of the raised character height.

703.3 Braille. Braille shall be contracted (Grade 2) and shall comply with 703.3 and 703.4.

703.3.1 Dimensions and Capitalization. Braille dots shall have a domed or rounded shape and shall comply with Table 703.3.1. The indication of an uppercase letter or letters shall only be used before the first word of sentences, proper nouns and names, individual letters of the alphabet, initials, and acronyms.

703.3.2 Position. Braille shall be positioned below the corresponding text. If text is multi-lined, braille shall be placed below the entire text. Braille shall be separated 3/8 inch (9.5 mm) minimum from any other tactile characters and 3/8 inch (9.5 mm) minimum from raised borders and decorative elements.

703.4.1 Height Above Finish Floor or Ground. Tactile characters on signs shall be located 48 inches (1220 mm) minimum above the finish floor or ground surface, measured from the baseline of the lowest tactile character and 60 inches (1525 mm) maximum above the finish floor or ground surface, measured from the baseline of the highest tactile character.

703.4.2 Location. Where a tactile sign is provided at a door, the sign shall be located alongside the door at the latch side. Where a tactile sign is provided at double doors with one active leaf, the sign shall be located on the inactive leaf. Where a tactile sign is provided at double doors with two active leaves, the sign shall be located to the right of the right hand door. Where there is no wall space at the latch side of a single door or at the right side of double doors, signs shall be located on the nearest adjacent wall. Signs containing tactile characters shall be located so that a clear floor space of 18 inches (455 mm) minimum by 18 inches (455 mm) minimum, centered on the tactile characters, is provided beyond the arc of any door swing between the closed position and 45 degree open position.

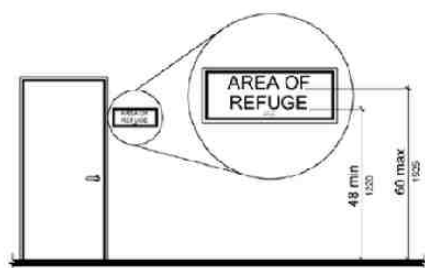


Figure 703.4.1 Height of Tactile Characters Above Finish Floor or Ground

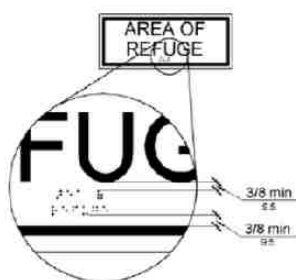


Figure 703.3.2 Position of Braille

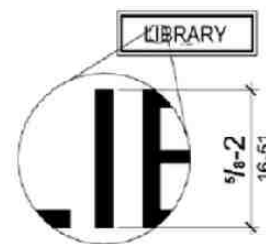


Figure 703.2.5 Height of Raised Characters

Monitor Enclosure & Kiosk Catalog

