



2012

# Monitor Enclosure & Kiosk Catalog



# noventri

## TABLE OF CONTENTS

MONITOR SIZES	ENCLOSURE TYPE, STYLE & ATTRIBUTES	PAGE
	Meeting Room Identity / Beveled edge	3
8" / 10" / 15" / 19" / 23"	Meeting Room Identity / Beveled options (proportions)	4
8" / 10" / 15" / 19" / 23"	Meeting Room Identity / 90 degree edge	5
8" / 10" / 15" / 19" / 23"	Meeting Room Identity / 90 degree options (proportions)	6
32" / 42" / 46" / 55"	Meeting Room Identity / Recess-Decorative hardware	7
	Large surface & recess mount, SINGLE / Beveled edge	8
32" / 42" / 46" / 55"	Large surface & recess mount, DUAL / Beveled edge	9
32" / 42" / 46" / 55"	Large surface & recess mount, SINGLE / 90 degree edge	10
32" / 42" / 46" / 55"	Large surface & recess mount, DUAL / 90 degree edge	11
32" / 42" / 46" / 55"	Large surface & recess mount, SINGLE / Decorative hardware	12
32" / 42" / 46" / 55"	Large surface & recess mount, DUAL / Decorative hardware	13
32" / 42" / 46" / 55"	Large enclosure assembly reference SURFACE MOUNT	14
32" / 42" / 46" / 55"	Large enclosure assembly reference RECESS MOUNT	15
	Bolt-down KIOSK / 90 degree edge	16
32" / 42" / 46" / 55"	Bolt-down KIOSK / Rounded corners with reveal	17
32" / 42" / 46" / 55"	Bolt-down KIOSK / Transparent base	18
32" / 42" / 46" / 55"	Bolt-down KIOSK / Beveled front edge	19
32" / 42" / 46" / 55"	Bolt-down KIOSK / Slip cover base, 90 degree edge	20
32" / 42" / 46" / 55"	Freestanding angled KIOSK / 3 Leg angled back base	20
32" / 42" / 46" / 55"	Freestanding angled KIOSK / 2 Leg stepped base	21
32" / 42" / 46" / 55"	Freestanding angled KIOSK / Solid leg with beveled base	21
32" / 42" / 46" / 55"	Freestanding angled KIOSK / 2 Leg, center wheelchair access	22
32" / 42" / 46" / 55"	Metal laminate & color complimentary finish guide	23
	Wood laminate finish reference	24
informational reference	Tactile copy color guide (Rowmark)	25
informational reference	A.D.A. compliant typeface options	26
informational reference	A.D.A. compliant tactile copy and readability codes	27
informational reference		

# 8"-23" LCD Monitor Enclosures


**Type:** surface & recess mount | beveled edge



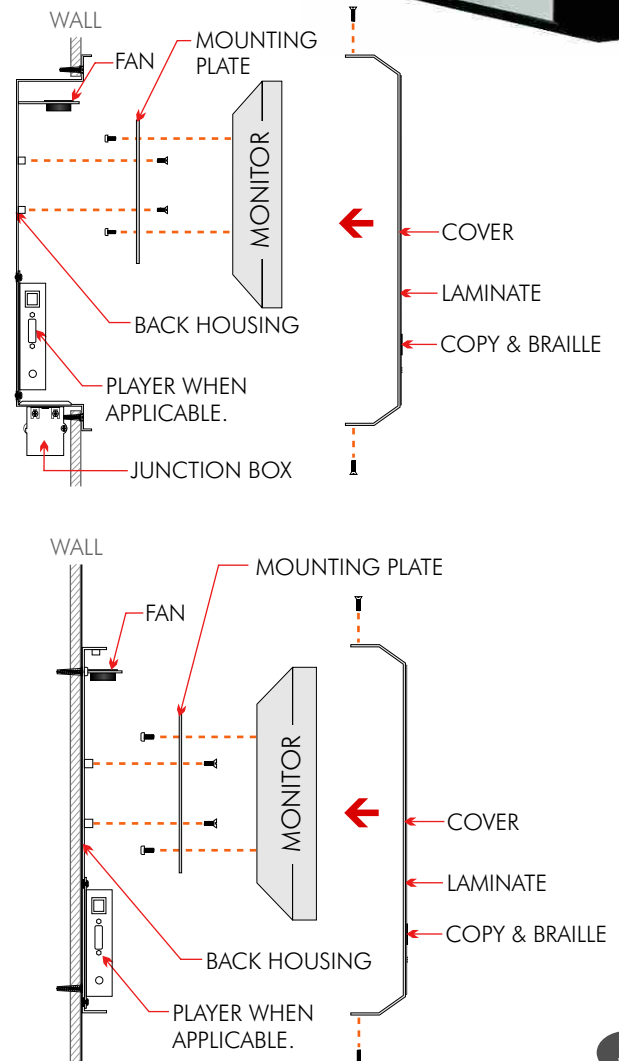
- This design has a slimming aesthetic and can be finished to compliment your interior decor.
- The removable cover allows for easy access to all internal components.
- Logo or graphic may be used in addition to a room name (additional fee may apply).
- Sized to fit your specified catalog monitor selection; dimensions to come with approval.
- A.D.A. compliant copy & braille should be used for ALL room identification.
- Monitor is displayed in a horizontal orientation.



FINISH EXAMPLE



NOTE: The typeface is shown for example only. See ADA compliant typeface pages for options.


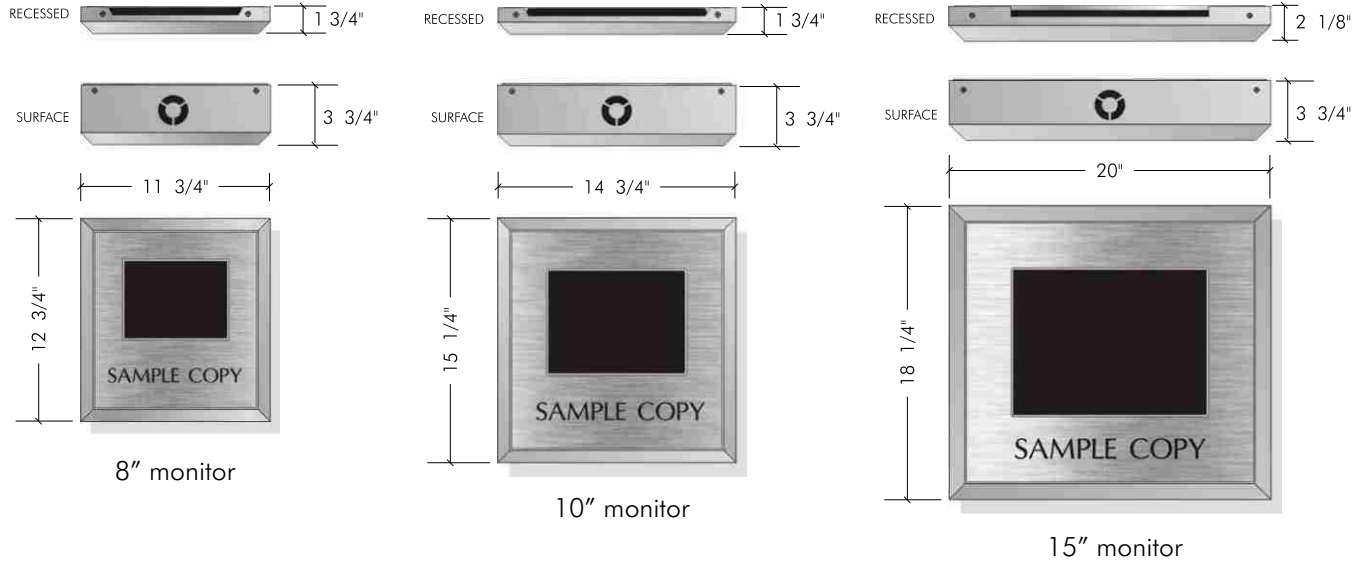


# 8"-23" LCD Monitor Enclosures

Type: Meeting room identity size options | Beveled edge



## Typical Layouts

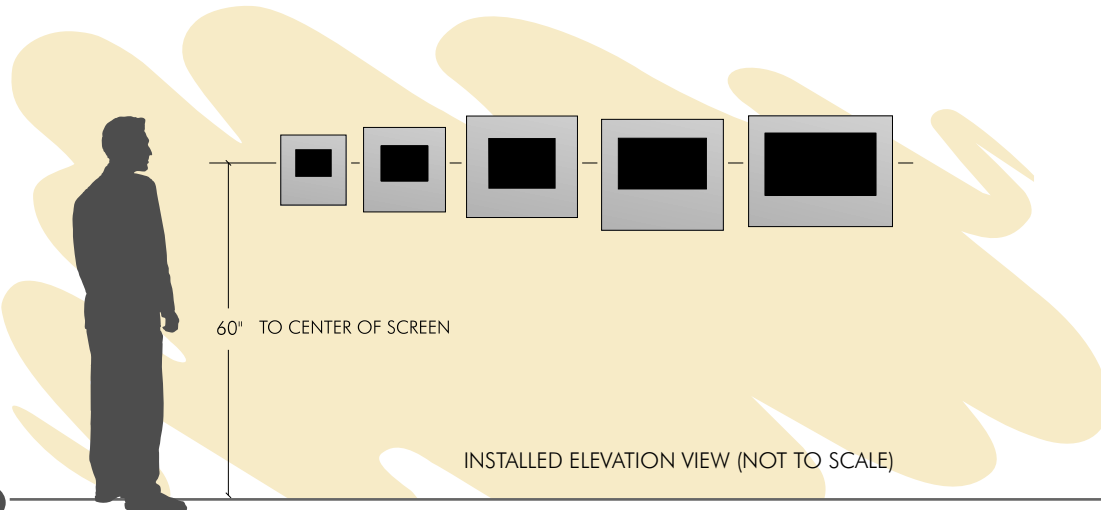


RECESSED

Part Number	Size
8HR-BV.MIR	8"
10HR-BV.MIR	10"
15HR-BV.PLA	15"
19HR-BV.SAM	19"
23HR-BV.ACER	22"

SURFACE

Part Number	Size
8HS-BV.MIR	8"
10HS-BV.MIR	10"
15HS-BV.PLA	15"
19HS-BV.SAM	19"
23HS-BV.ACER	22"



# 8"-23" LCD Monitor Enclosures

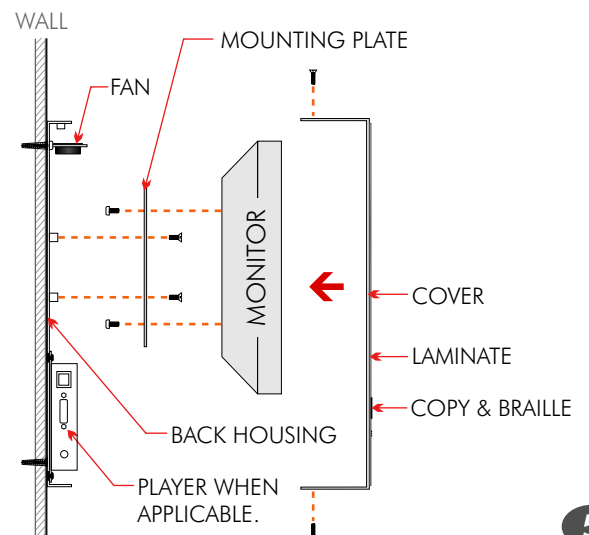
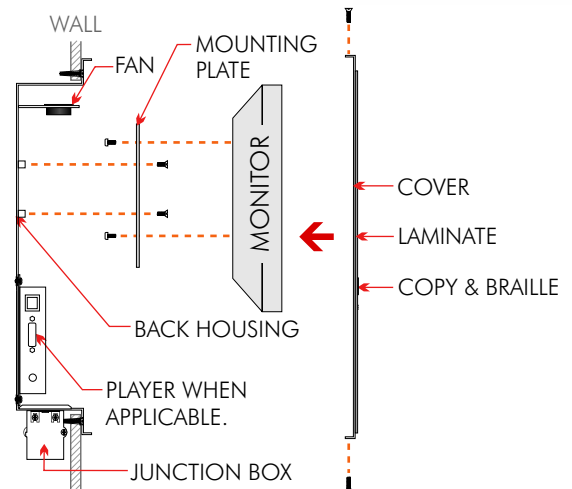
Type: surface & recess mount | 90° edge



- This design allows various branding options; can be finished to compliment your decor.
- The removable cover allows for easy access to all internal components.
- Logo or graphic may be used in addition to a room name (additional fee may apply).
- Sized to fit your specified catalog monitor selection; dimensions to come with approval.
- A.D.A. compliant copy & braille should be used for ALL room identification.
- Monitor is displayed in a horizontal orientation.



FINISH EXAMPLES




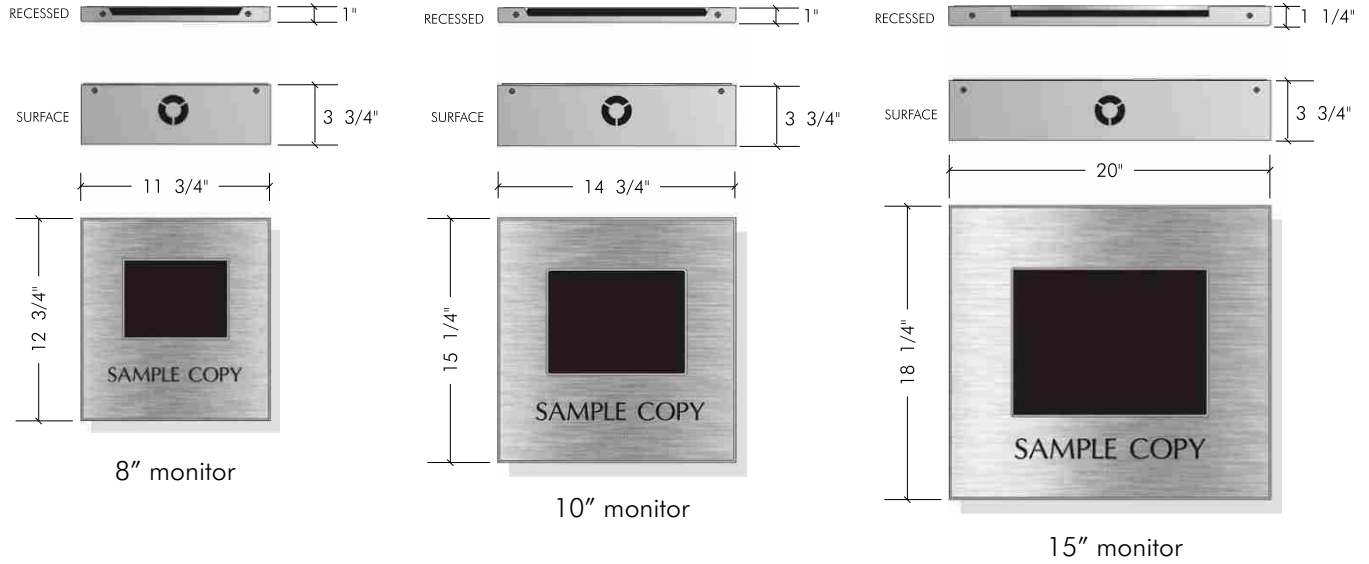
NOTE: The typeface is shown for example only. See ADA compliant typeface pages for options.

# 8"-23" LCD Monitor Enclosures

Type: Meeting room identity size options | 90° edge



## Typical Layouts

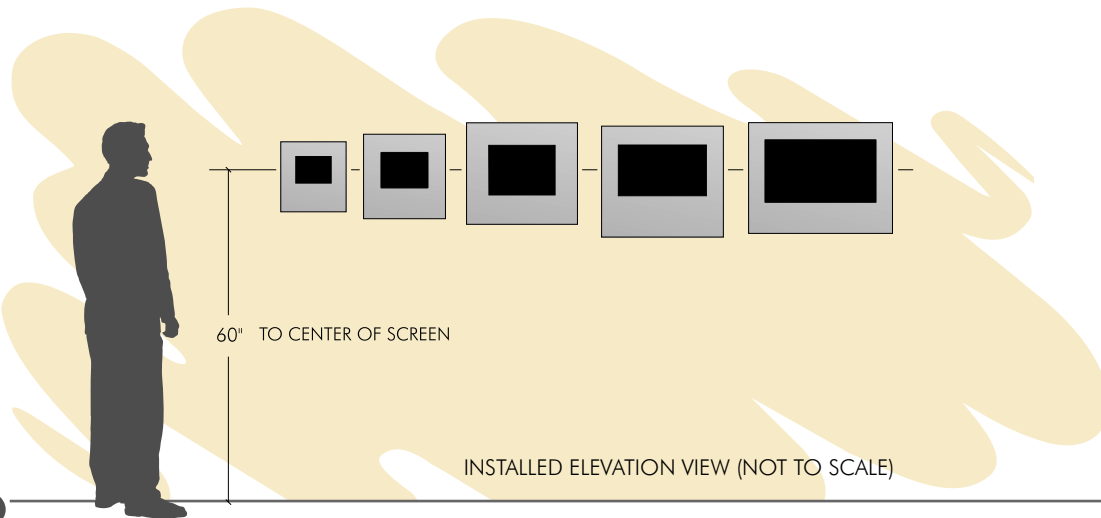


RECESSED

Part Number	Size
8HR-90.MIR	8"
10HR-90.MIR	10"
15HR-90.PLA	15"
19HR-90.SAM	19"
23HR-90.ACER	22"

SURFACE

Part Number	Size
8HS-90.MIR	8"
10HS-90.MIR	10"
15HS-90.PLA	15"
19HS-90.SAM	19"
23HS-90.ACER	22"

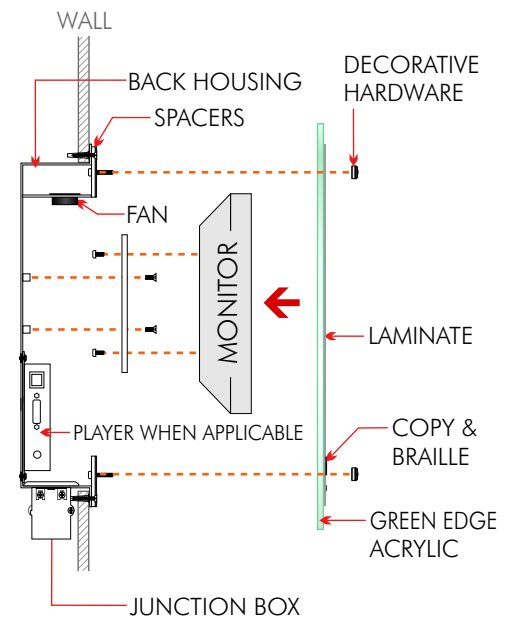



# 8"-23" LCD Monitor Enclosures

Type: recess mount | decorative hardware

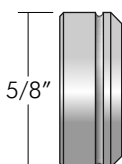


- This stylish, slim enclosure is customizable to compliment your interior decor.
- Easily removable cover with a glass-like translucent green edge acrylic frame.
- Logo or graphic may be used in addition to a room name (additional fees may apply).
- Sized to fit your specified catalog monitor selection; dimensions to come with approval.
- A.D.A. compliant copy & braille should be used for ALL room identification.
- Monitor is displayed in a horizontal orientation and requires a recess in the wall.



RECESSED

Part Number	Size
8HR-DEC.MIR	8"
10HR-DEC.MIR	10"
15HR-DEC.PLA	15"
19HR-DEC.SAM	19"
22HR-DEC.ACER	22"



stainless steel hardware side detail

NOTE: The typeface is shown for example only. See ADA compliant typeface pages for options.

# 32"-55" LCD Monitor Enclosures


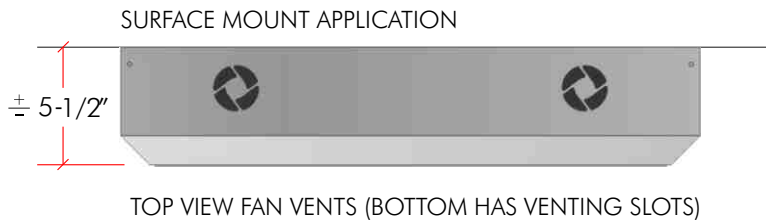
Type: surface & recess mount | beveled edge



- The beveled edge design creates a slimming, stylish modern feel.
- The removable cover allows internal access and can be finished to compliment your interior decor.
- Logo or graphic may be used for branding or decorative purposes (additional fees may apply).
- Sized to fit your specified catalog monitor selection; dimensions to come with approval.
- Enclosures must be ordered specifically in a vertical OR horizontal orientation; not changeable.



FINISH EXAMPLE



FRONT ELEVATION VIEW

RECESSED

Part Number	Size
vertical	
32VR-BV.NEC	32"
42VR-BV.NEC	42"
46VR-BV.NEC	46"
55VR-BV.NEC	55"
horizontal	
32HR-BV.NEC	32"
42HR-BV.NEC	42"
46HR-BV.NEC	46"
55HR-BV.NEC	55"

SURFACE

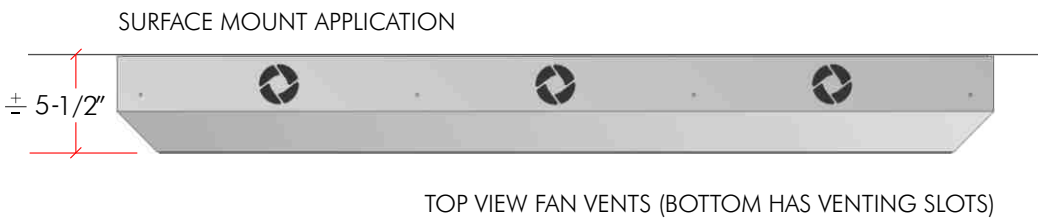
Part Number	Size
vertical	
40VS-BV.NEC	40"
42VS-BV.NEC	42"
46VS-BV.NEC	46"
55VS-BV.NEC	55"
horizontal	
40HS-BV.NEC	40"
42HS-BV.NEC	42"
46HS-BV.NEC	46"
55HS-BV.NEC	55"

# 32"-55" LCD Monitor Enclosures


**Type:** surface & recess mount | beveled edge (dual monitor)



- The beveled edge design creates a slimming, stylish modern feel.
- The removable cover allows internal access and can be finished to compliment your interior decor.
- Logo or graphic may be used for branding or decorative purposes (additional fees may apply).
- Sized to fit your specified catalog monitor selection; dimensions to come with approval.
- Dual monitor enclosure is specifically displayed in a vertical orientation; not changeable.



FINISH EXAMPLE



FRONT ELEVATION VIEW

RECESSED

Part Number	Size
vertical	
32.2VR-BV.NEC	32"
42.2VR-BV.NEC	42"
46.2VR-BV.NEC	46"
55.2VR-BV.NEC	55"

SURFACE

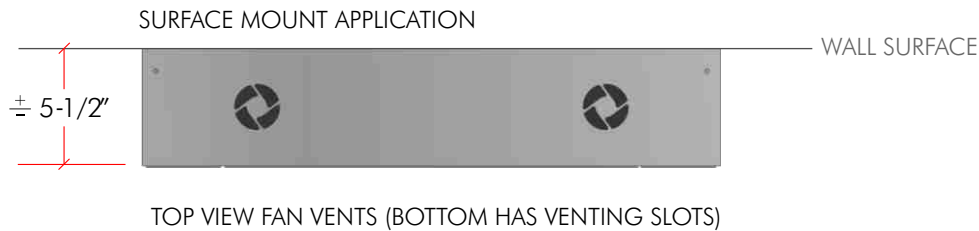
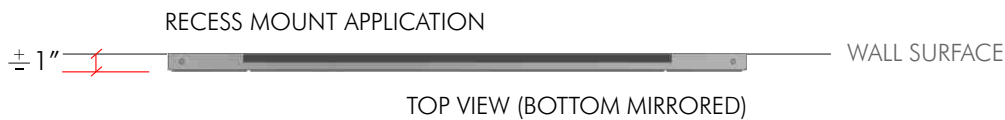
Part Number	Size
vertical	
32.2VS-BV.NEC	32"
42.2VS-BV.NEC	42"
46.2VS-BV.NEC	46"
55.2VS-BV.NEC	55"

# 32"-55" LCD Monitor Enclosures


Type: surface & recess mount | 90° edge



- This clean and modern enclosure design is subtle, inviting and promotes guest interaction.
- The removable cover allows internal access and can be finished to compliment your interior decor.
- Logo or graphic may be used for branding or decorative purposes (additional fees may apply).
- Sized to fit your specified catalog monitor selection; dimensions to come with approval.
- Enclosures must be ordered specifically in a vertical OR horizontal orientation; not changeable.



FINISH EXAMPLE



FRONT ELEVATION VIEW

RECESSED

Part Number	Size
vertical	
32VR-90.NEC	32"
42VR-90.NEC	42"
46VR-90.NEC	46"
55VR-90.NEC	55"
horizontal	
32HR-90.NEC	32"
42HR-90.NEC	42"
46HR-90.NEC	46"
55HR-90.NEC	55"

SURFACE

Part Number	Size
vertical	
32VS-90.NEC	32"
42VS-90.NEC	42"
46VS-90.NEC	46"
55VS-90.NEC	55"
horizontal	
32HS-90.NEC	32"
42HS-90.NEC	42"
46HS-90.NEC	46"
55HS-90.NEC	55"

# 32"-55" LCD Monitor Enclosures

**Type:** surface & recess mount | 90° edge (dual monitor)



- This clean and modern enclosure design is subtle, inviting and promotes guest interaction.
- The removable cover allows internal access and can be finished to compliment your interior decor.
- Logo or graphic may be used for branding or decorative purposes (additional fees may apply).
- Sized to fit your specified catalog monitor selection; dimensions to come with approval.
- Dual monitor enclosure is specifically displayed in a vertical orientation; not changeable.

RECESS MOUNT APPLICATION



TOP VIEW (BOTTOM MIRRORED)


SURFACE MOUNT APPLICATION



TOP VIEW FAN VENTS (BOTTOM HAS VENTING SLOTS)



FINISH EXAMPLE



FRONT ELEVATION VIEW

RECESSED

Part Number	Size
vertical	
32.2VR-90.NEC	32"
42.2VR-90.NEC	42"
46.2VR-90.NEC	46"
55.2VR-90.NEC	55"

SURFACE

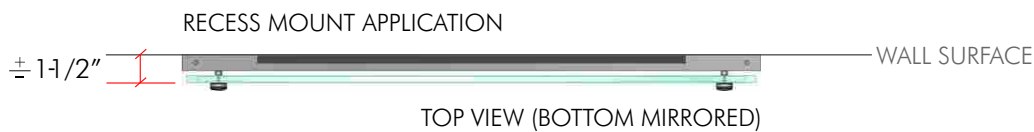
Part Number	Size
vertical	
32.2VS-90.NEC	32"
42.2VS-90.NEC	42"
46.2VS-90.NEC	46"
55.2VS-90.NEC	55"

# 32"-55" LCD Monitor Enclosures

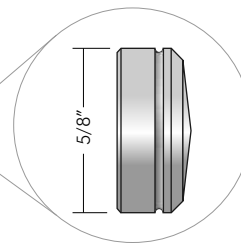
**Type:** surface & recess mount | decorative hardware



- This clean and modern enclosure design is subtle, contemporary and inviting.
- The “glass-like” green edge acrylic frame and hardware adds an extra layer of sophistication.
- Logo or graphic may be used for branding or decorative purposes (additional fees may apply).
- Sized to fit your specified catalog monitor selection; dimensions to come with approval.
- The removable cover allows internal access to all components.
- Enclosures must be ordered specifically in a vertical OR horizontal orientation; not changeable.



FINISH EXAMPLE




Stainless steel hardware side detail

recess mount	
Part Number	Size
vertical	
32VR-DEC.NEC	32"
42VR-DEC.NEC	42"
46VR-DEC.NEC	46"
55VR-DEC.NEC	55"
horizontal	
32HR-DEC.NEC	32"
42HR-DEC.NEC	42"
46HR-DEC.NEC	46"
55HR-DEC.NEC	55"
surface mount	
Part Number	Size
vertical	
32VS-DEC.NEC	32"
42VS-DEC.NEC	42"
46VS-DEC.NEC	46"
55VS-DEC.NEC	55"
horizontal	
32HS-DEC.NEC	32"
42HS-DEC.NEC	42"
46HS-DEC.NEC	46"
55HS-DEC.NEC	55"


# 32"-55" LCD Monitor Enclosures

**Type:** surface & recess mount | decorative hardware (dual monitor)

- This clean and modern enclosure design is subtle, contemporary and inviting.
- The “glass-like” green edge acrylic frame and hardware adds an extra layer of sophistication.
- Logo or graphic may be used for branding or decorative purposes (additional fees may apply).
- Sized to fit your specified catalog monitor selection; dimensions to come with approval.
- The removable cover allows internal access to all components.
- Dual monitor enclosure is specifically displayed in a vertical orientation; not changeable.



FINISH EXAMPLE



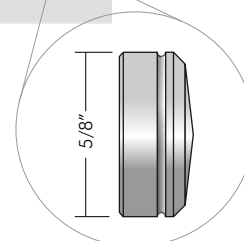
RECESSED

Part Number	Size
vertical	
32.2VR-DEC.NEC	32"
42.2VR-DEC.NEC	42"
46.2VR-DEC.NEC	46"
55.2VR-DEC.NEC	55"

SURFACE

Part Number	Size
vertical	
32.2VS-DEC.NEC	32"
42.2VS-DEC.NEC	42"
46.2VS-DEC.NEC	46"
55.2VS-DEC.NEC	55"

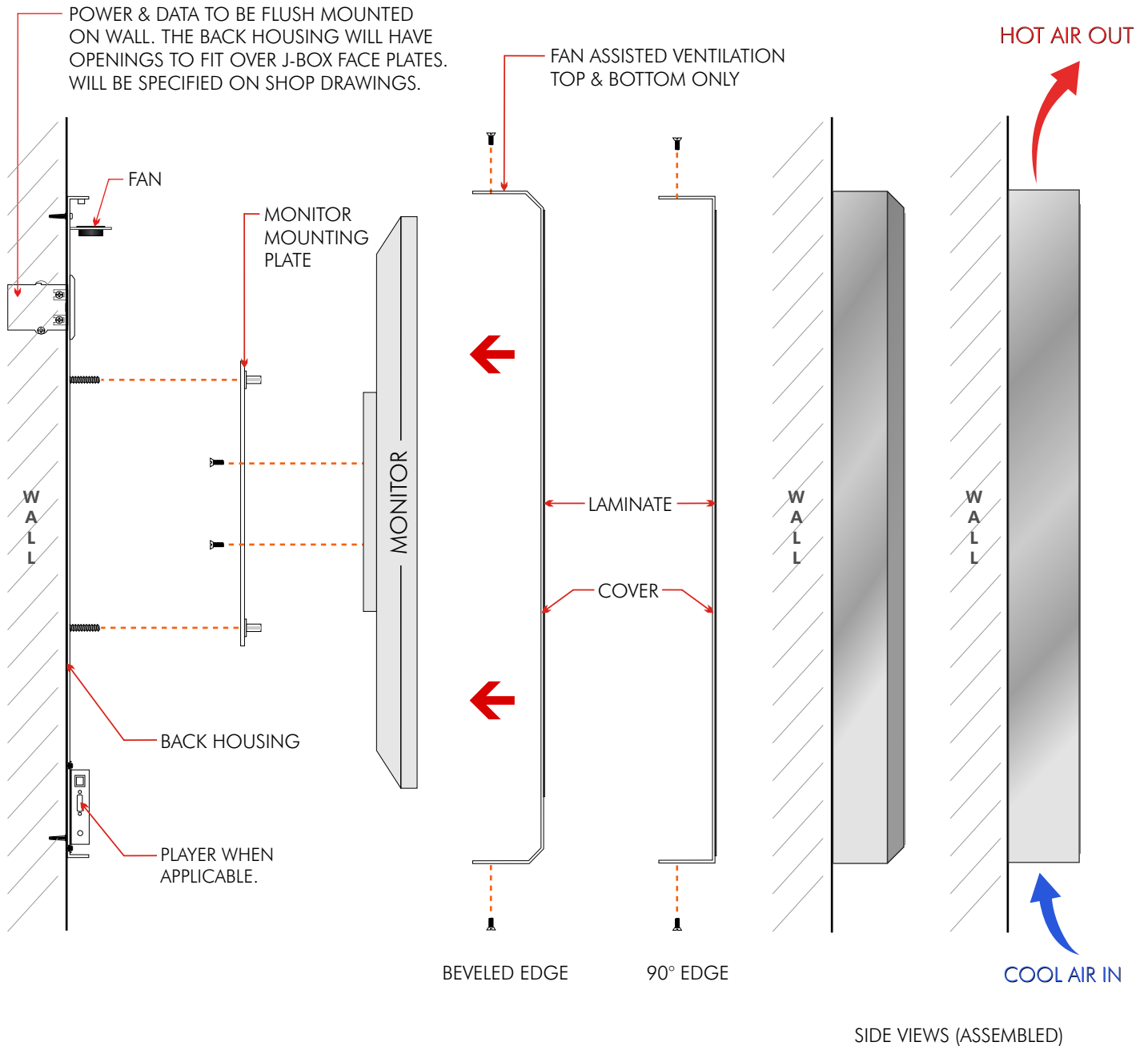
NOTE: Screen graphics are for example only.



Stainless steel hardware side detail

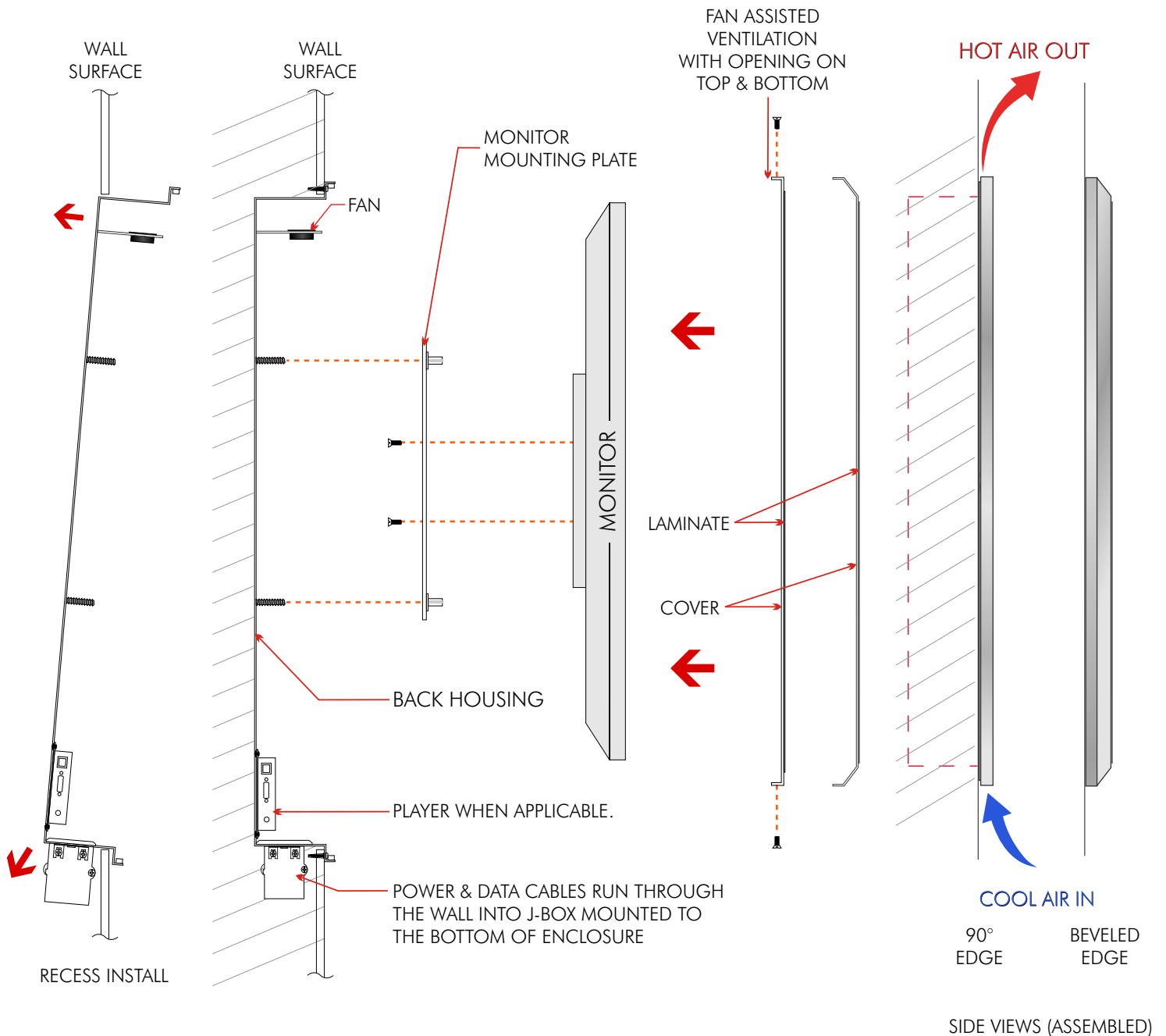
## Fabrication & assembly

Typical: SURFACE mount | **beveled & 90°** edge enclosures



## Fabrication & assembly

Typical: RECESS mount | **beveled & 90°** edge enclosures



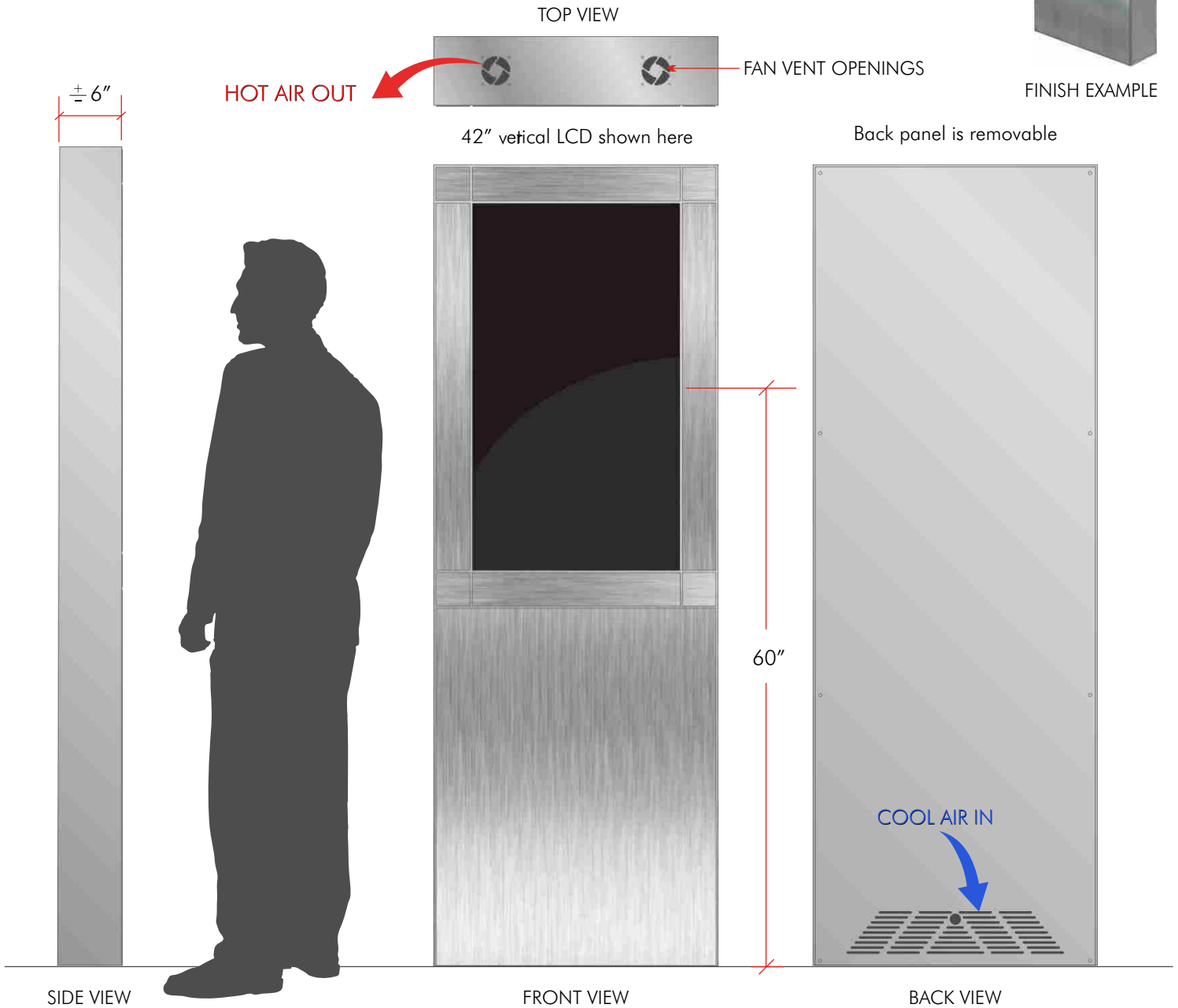
# 32"-55" Vertical Kiosk

## Type: bolt plate mount | 90° edge

- This vertical kiosk promotes interaction, functionality; can be finished to compliment your interior decor.
- Automotive grade durable paint finish can be matched to any paint color spec or sample.
- This design **MUST** be bolted to the floor. Proportions to vary per monitor size/model.
- Logo or graphic may be used for branding or decorative purposes (additional fees may apply).
- This kiosk monitor is displayed in a vertical orientation only, horizontal mount is a custom order.
- A beveled steel base plate can be added as a accessory for freestanding application.



FINISH EXAMPLE



Bolt plate is hidden inside base

NOTE: Freestanding application is an optional upgrade

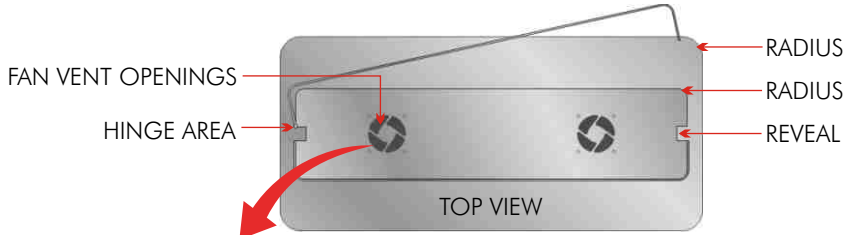
Part Number	Size
32VK-BD.90.NEC	32"
42VK-BD.90.NEC	42"
46VK-BD.90.NEC	46"
55VK-BD.90.NEC	55"

## Type: bolt plate mount | rounded corners

- The rounded corners on this unit provide a clean, smooth, modern appearance.
- Automotive grade durable paint finish can be matched to any paint color spec or sample.
- Logo or graphic may be used for branding or decorative purposes (additional fees may apply).
- This kiosk monitor is displayed in a vertical orientation only, horizontal mount is a custom order.
- This option **MUST** be bolted to the floor. Proportions to vary per monitor size/model.
- A beveled steel base plate can be added as a accessory for freestanding application.



FINISH EXAMPLE



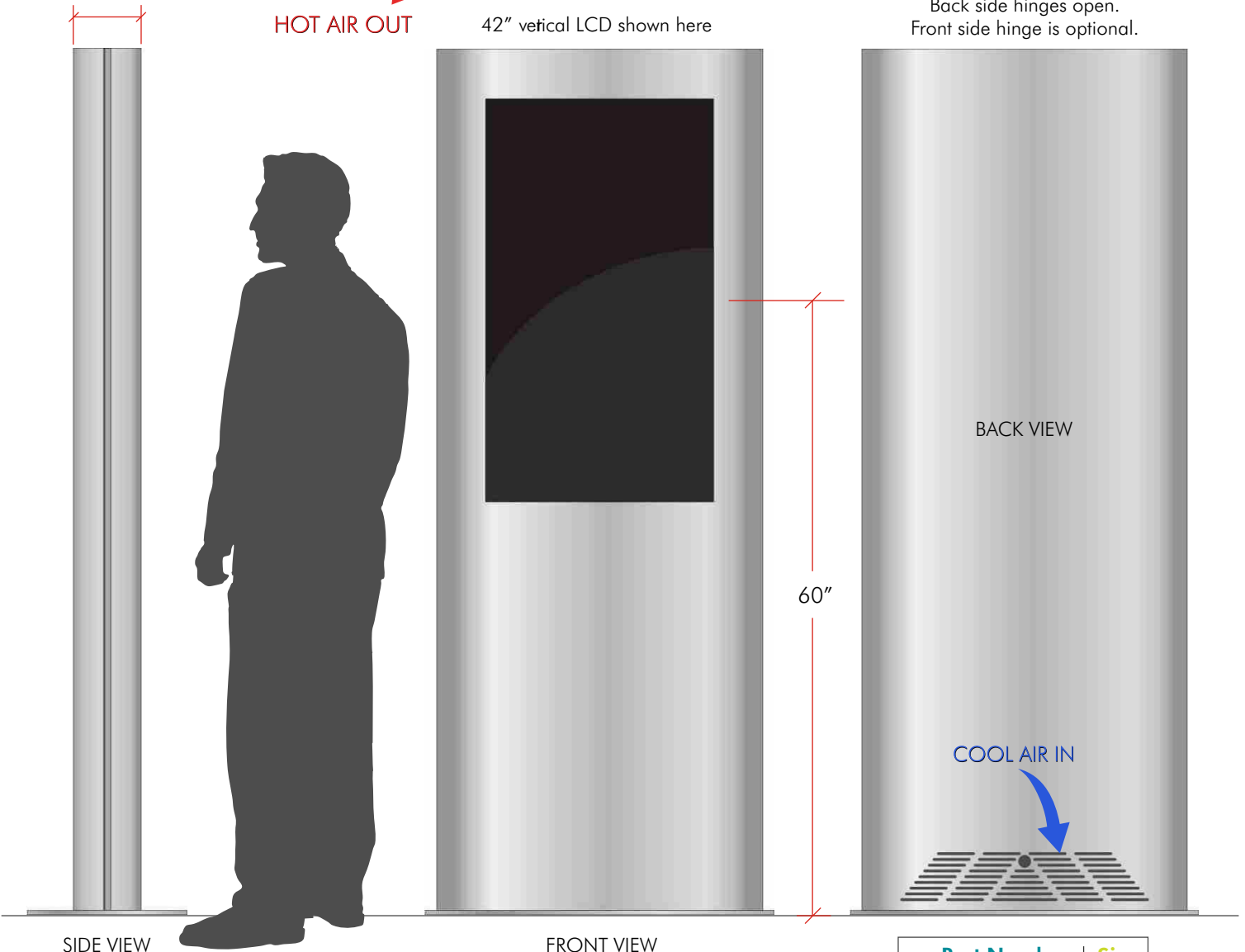
TOP VIEW

HOT AIR OUT

42" vertical LCD shown here

Back side hinges open.  
Front side hinge is optional.

APPROX. 7"



SIDE VIEW

FRONT VIEW

BACK VIEW

60"

COOL AIR IN

Part Number	Size
32VK-BD.RC.NEC	32"
42VK-BD.RC.NEC	42"
46VK-BD.RC.NEC	46"
55VK-BD.RC.NEC	55"

NOTE: Front or back side hinged opening door options

NOTE: Freestanding application is an optional upgrade

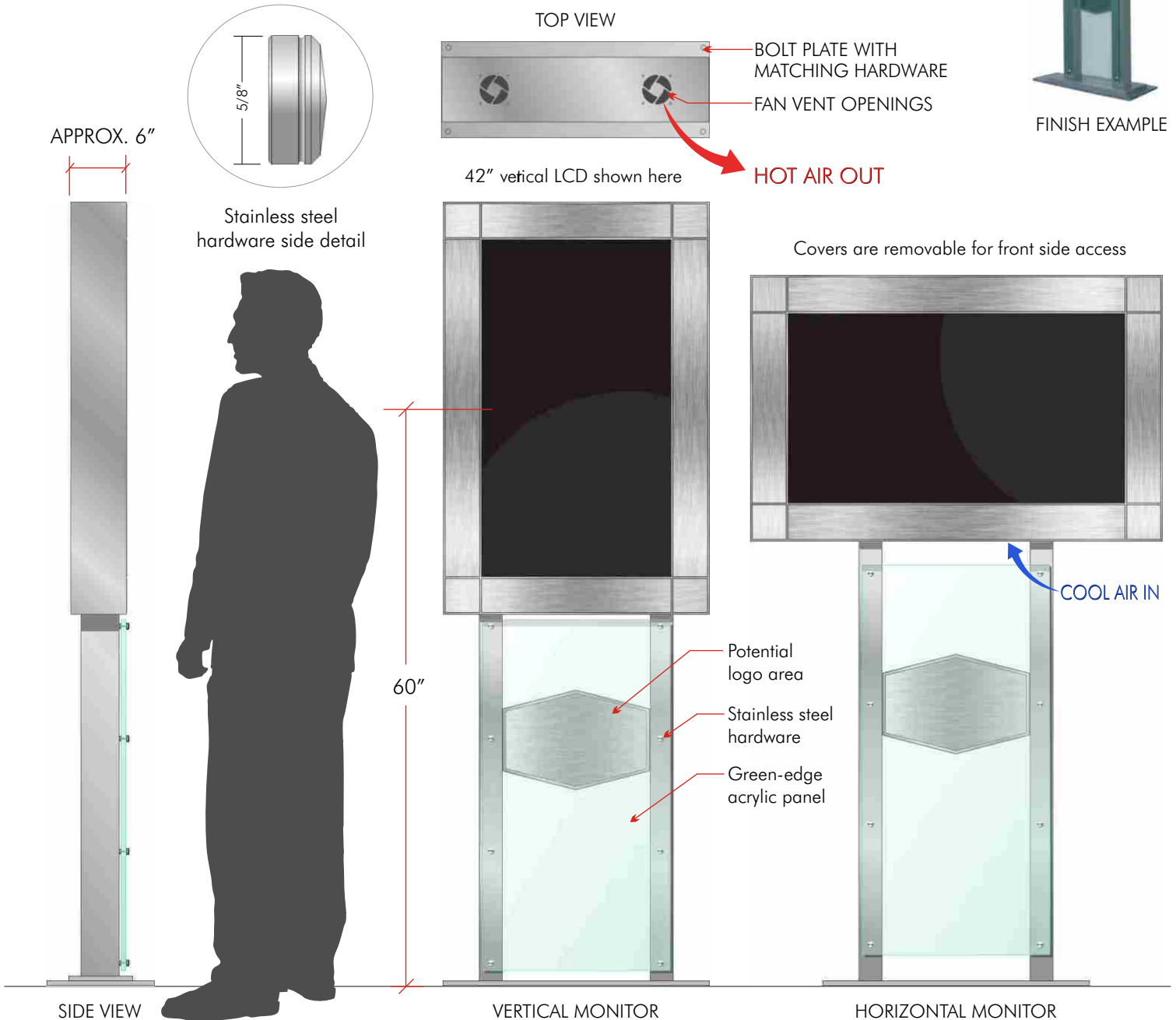
# 32"-55" Vertical/Horizontal Kiosk

Type: bolt plate mount | transparent base, two post

- The glass-like accent panel along with slim legs creates an airy, modern aesthetic quality.
- Automotive grade durable paint finish that can be matched to any paint color spec or sample.
- This option MUST be bolted to the floor. Proportions to vary per monitor size/model.
- Logo or graphic may be used for branding or decorative purposes (additional fees may apply).
- The transparent base area allows for various branding options along with appearing less heavy.
- This option MUST be bolted to the floor. Proportions to vary per monitor size/model.
- A beveled steel base plate can be added as a accessory for freestanding application.



FINISH EXAMPLE



NOTE: Freestanding application is an optional upgrade.

Part Number	Size
32VK-BD.TB.NEC	32"
42VK-BD.TB.NEC	42"
46VK-BD.TB.NEC	46"
55VK-BD.TB.NEC	55"

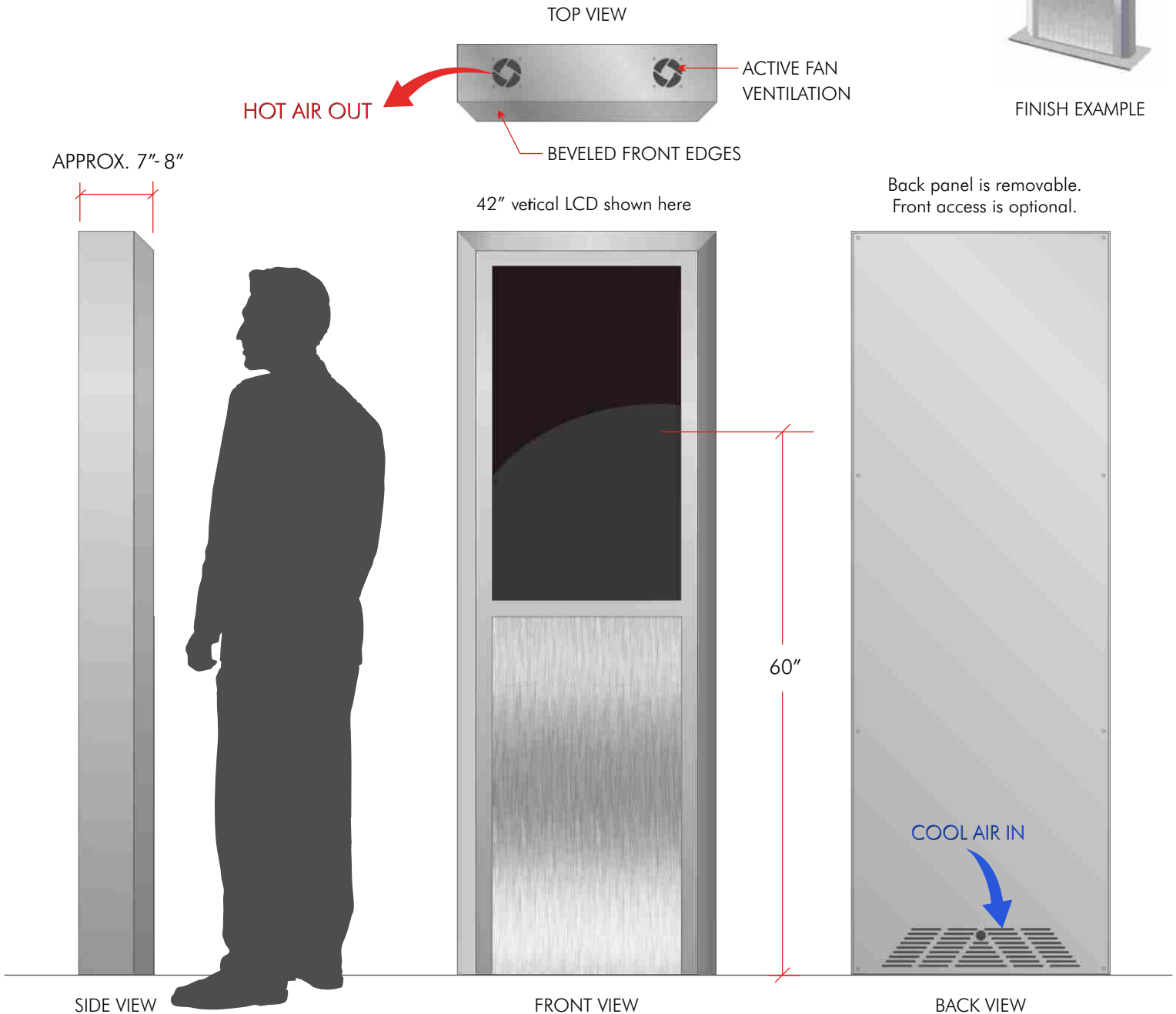
Part Number	Size
32HK-BD.TB.NEC	32"
42HK-BD.TB.NEC	42"
46HK-BD.TB.NEC	46"
55HK-BD.TB.NEC	55"

## Type: bolt plate mount | beveled front edge

- This beveled design provides a modern aesthetic that can be finished to compliment your interior decor.
- Automotive grade durable paint finish that can be matched to any paint color spec or sample.
- This design **MUST** be bolted to the floor. Proportions to vary per monitor size/model.
- Logo or graphic may be used for branding or decorative purposes (additional fees may apply).
- This kiosk monitor is displayed in a vertical orientation only, horizontal mount is a custom order.
- A beveled steel base plate can be added as a accessory for freestanding application.



FINISH EXAMPLE



Bolt plate is hidden inside base, no visible hardware.

Part Number	Size
32VK-BD.BV.NEC	32"
42VK-BD.BV.NEC	42"
46VK-BD.BV.NEC	46"
55VK-BD.BV.NEC	55"

# 32"-55" Vertical/Horizontal Kiosk

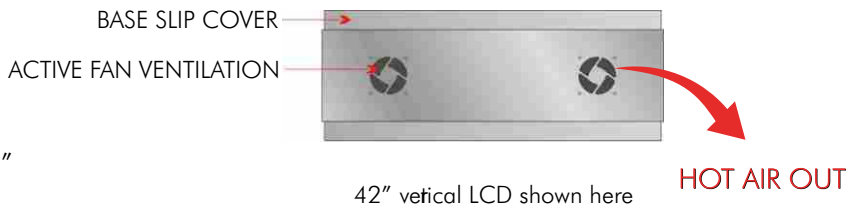
Type: bolt plate mount | 90° edge with slip cover base

- This slim base kiosk design has a clean modern appeal and tapered look.
- Automotive grade durable paint finish that can be matched to any paint color spec or sample.
- This design MUST be bolted to the floor. Proportions to vary per monitor size/model.
- Logo or graphic may be used for branding or decorative purposes (additional fees may apply).
- A beveled steel base plate can be added as a accessory for freestanding application..

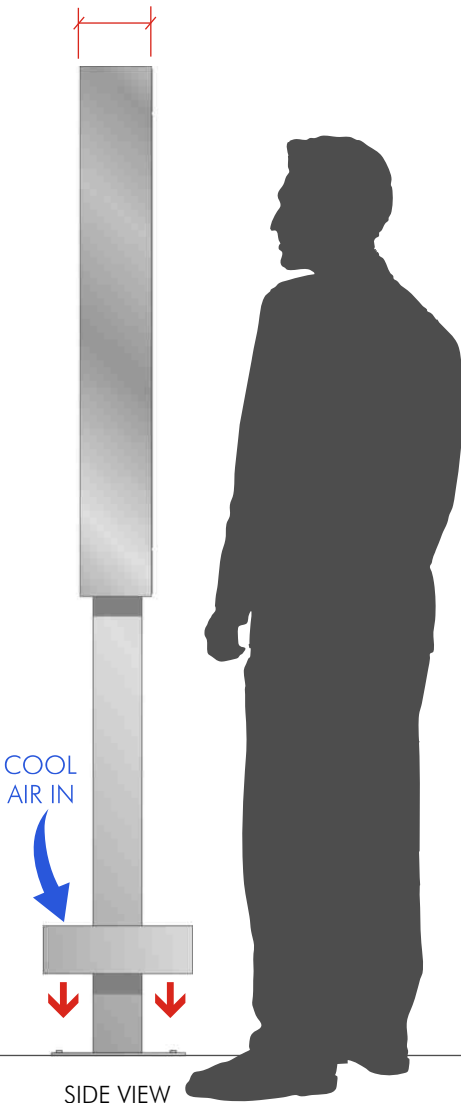


FINISH EXAMPLE


TOP VIEW



APPROX. 6"




SIDE VIEW



VERTICAL MONITOR

Back side panel is removable for internal access



HORIZONTAL MONITOR

Bolt plate is hidden inside base slip cover

Part Number	Size
32VK-BD.SCB.NEC	32"
42VK-BD.SCB.NEC	42"
46VK-BD.SCB.NEC	46"
55VK-BD.SCB.NEC	55"

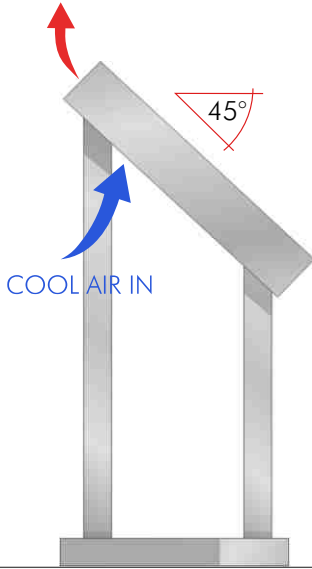
Part Number	Size
32HK-BD.SCB.NEC	32"
42HK-BD.SCB.NEC	42"
46HK-BD.SCB.NEC	46"
55HK-BD.SCB.NEC	55"

# 32"-55" Angled Freestanding Kiosks

## Type: freestanding angled kiosks

- Automotive grade durable paint finish.
- Proportions to vary per monitor size/model.
- Does not need to be bolted-down
- Logo or graphic may be used for branding (additional fees may apply).

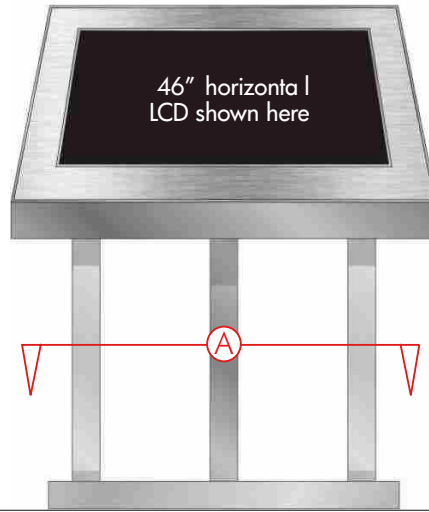
HOT AIR OUT



LEFT SIDE VIEW



TOP SECTION VIEW




FRONT VIEW

### THREE LEG ANGLED BACK BASE


Part Number	Size
32HK-F.A.3L.SQ.NEC	32"
42HK-F.A.3L.SQ.NEC	42"
46HK-F.A.3L.SQ.NEC	46"
55HK-F.A.3L.SQ.NEC	55"

NOTE: Screen graphics are for example only.

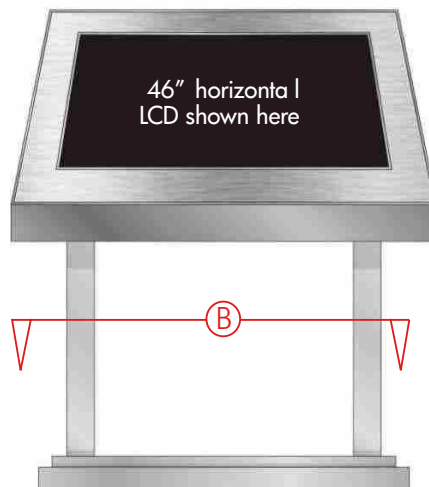
HOT AIR OUT



LEFT SIDE VIEW



TOP SECTION VIEW



FRONT VIEW

### TWO LEG STEPPED BASE

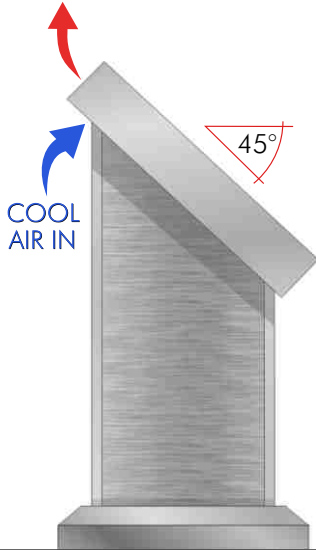
Part Number	Size
32HK-F.A.2L.SB.NEC	32"
42HK-F.A.2L.SB.NEC	42"
46HK-F.A.2L.SB.NEC	46"
55HK-F.A.2L.SB.NEC	55"

# 32"-55" Angled Freestanding Kiosks


## Type: freestanding angled kiosks

- Automotive grade durable paint finish.
- Proportions to vary per monitor size/model.
- Does not need to be bolted-down
- Logo or graphic may be used for branding (additional fees may apply).

HOT AIR OUT



LEFT SIDE VIEW



TOP SECTION VIEW

C



46" horizontal LCD shown here

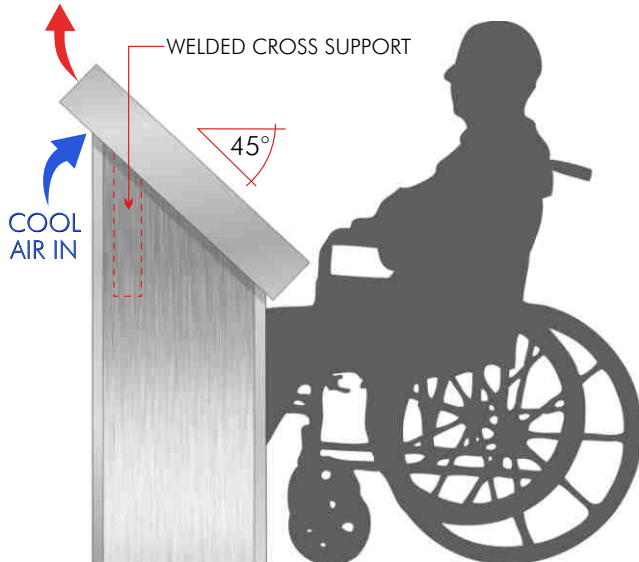
FRONT VIEW

### BEVELED SOLID BASE

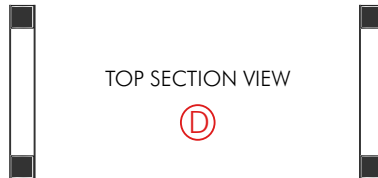
Part Number	Size/Brand
32HK-F.A.BV.SCB.NEC	32" NEC
42HK-F.A.BV.SCB.NEC	42" NEC
46HK-F.A.BV.SCB.NEC	46" NEC
55HK-F.A.BV.SCB.NEC	55" NEC

Screen graphics for example only.

HOT AIR OUT

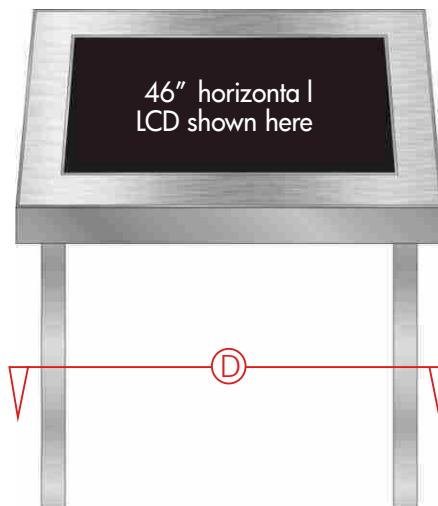


LEFT SIDE VIEW



TOP SECTION VIEW

D



46" horizontal LCD shown here

FRONT VIEW

### TWO LEG 90° CENTER WHEELCHAIR ACCESS

Part Number	Size/Brand
32HK-F.A.2L90.NEC	32" NEC
42HK-F.A.2L90.NEC	42" NEC
46HK-F.A.2L90.NEC	46" NEC
55HK-F.A.2L90.NEC	55" NEC

Screen graphics for example only.


# Metal Laminate & Paint Finish Reference

The below metal laminate (non-phenolic backed) samples paired with Matthews Paint matching or complimentary color swatches are options for most any enclosure or kiosk type in this catalog. Premium laminates will have a slight up charge compared to the standard options. The paired Matthews colors are the recommended matching color swatches. The grain direction will generally run the perimeter of the monitor frame unless specifically described in the technical shop drawings.

Brushed Aluminum Laminate on top

Matthews MP19891 Airstream


Paint color on bottom



Standard

Satin Aluminum


MP41342sp Brushed Aluminum



Standard

Polished Aluminum (mirror-like)


MP32195 Staid Gray



Standard

Brushed Gold (brass-like)


MP20359 Las Vegas Gold



Standard

Satin Gold (brass-like)


MP20359 Las Vegas Gold



Standard

Polished Gold (mirror-like)


MP20356 Golden Bronze



Standard

Brushed Medium Bronze #925


MP20084 Bronze Glow



Premium

Brushed Pewter #916


MP32195 Staid Gray



Premium

Brushed Light Stainless Steel #927

Matthews MP19891 Airstream



Premium

Oiled Bronze #721


MP41279 Pale Bronze



Premium

Satin Bronze #912

MP41279 Pale Bronze



Premium

Dark Satin Bronze

MP20157 Castell Bronze



Standard

NOTE: Actual printed or on screen colors may vary from the actual material. Samples will be supplied by request only.

# "Faux Wood" Laminate Reference

The Nevamar brand wood laminate options shown below may be used on most any enclosure or kiosk type. The entire enclosure will be painted to match your laminate or a metallic and or matte black paint finish can be used. The paired Benjamin Moore color specifications below are recommended color matching swatches. The wood grain direction will normally run the perimeter of the monitor frame unless specifically described in the technical shop drawings.

Vantage Pt Walnut WW0013N

Adriondack Brown 2095-10



Crest Mahogany W8343PV

Chocolate Sundae 2113-10



Kona Blend WZ0028PV

Appalachian Brown 2115-10



Tendu WZ2007PV

Appalachian Brown 2115-10



Golden Ash WM8110T

Golden Retriever 2165-30



Grand Isle Maple W8371T

Greenfield Pumpkin HC-40



Tawny Satinwood WZ0003T

Greenfield Pumpkin HC-40




Cognac Birdseye WV8348V

Adriondack Brown 2095-10




Clear Maple WM8340T

Dark Beige 2165-40



Mikado Woodprint WZ0002T

Golden Retriever 2165-30




Honey Maple WM8322T

Golden Retriever 2165-30



Vacation Cottage Oak WK0016T

Jackson Tan HC-46



# Rowmark Tactile copy color options

The colors shown may vary by individual computer monitor from the actual product finish. All colors listed are of Rowmark® brand from their product line specially designed to comply with the Americans with Disabilities Act (ADA) Federal regulations. These engraveable, laserable & routable sheets come in a wide variety of color finishes. This material has a high strength adhesive backing that allows it to adhere to most any flat material or surface.

Please select your copy color below while keeping in mind that it is recommended that you have a 70% color contrast from your background color selection. NOTE: Glossy and shiny finishes are great for logos and graphics but not advised for A.D.A. compliancy reasons.

					
<b>Red</b> 311-601	<b>Burgundy</b> 311-602	<b>Canyon</b> 311-823	<b>Yellow</b> 311-701	<b>Bright Green</b> 311-901	<b>Pine Green</b> 311-902
					
<b>Black Forest Green</b> 311-903	<b>Bahama Blue</b> 311-509	<b>Blue</b> 311-501	<b>Air Force Blue</b> 311-504	<b>Marine Blue</b> 311-502	<b>China Blue</b> 311-302
					
<b>Antique Ivory</b> 311-801	<b>Sand</b> 311-808	<b>Ash</b> 311-214	<b>Sandalwood</b> 311-218	<b>White</b> 311-201	<b>Bright White</b> 311-204
					
<b>Light Grey</b> 311-305	<b>Pearl Grey</b> 311-306	<b>Grey</b> 311-301	<b>Charcoal Grey</b> 311-307	<b>Taupe</b> 311-802	<b>Driftwood</b> 311-595
					
<b>Cinder</b> 311-413	<b>Dark Brown</b> 311-803	<b>Black</b> 311-401	<b>Gold</b> 311-771	<b>Silver</b> 311-304	<b>Graphite</b> 311-398

## A.D.A. Compliant Tactile Typefaces

---

Typeface: **Avenir** ( 45 book, 55 Roman or 65 medium )

ABCDEFGHIJKLMNOPQRSTUVWXYZ  
abcdefghijklmnopqrstuvwxyz1234567890&

---

Typeface: **Neuzeit Grotesk** ( Light )

ABCDEFGHIJKLMNOPQRSTUVWXYZ  
abcdefghijklmnopqrstuvwxyz 1234567890&

---

Typeface: **Avant Garde** ( REGULAR, MEDIUM )

ABCDEFGHIJKLMNOPQRSTUVWXYZ  
abcdefghijklmnopqrstuvwxyz 1234567890&

---

Typeface: **Optima** (regular or medium)

ABCDEFGHIJKLMNOPQRSTUVWXYZ  
abcdefghijklmnopqrstuvwxyz1234567890&

---

Typeface: **Sharnay** (normal)

ABCDEFGHIJKLMNOPQRSTUVWXYZ  
abcdefghijklmnopqrstuvwxyz 1234567890&

---

Typeface: **Trebuchet** ( REGULAR, BOLD )

ABCDEFGHIJKLMNOPQRSTUVWXYZ  
abcdefghijklmnopqrstuvwxyz1234567890&

---

Typeface: **Neutraface** ( TEXT BOOK, TEXT DEMI, DISPLAY MED, DISPLAY BOLD)

ABCDEFGHIJKLMNOPQRSTUVWXYZ  
abcdefghijklmnopqrstuvwxyz1234567890&

---

Typeface: **Helvetica** (Regular) **Helvetica** (Narrow and Narrow Bold)

ABCDEFGHIJKLMNOPQRSTUVWXYZ  
abcdefghijklmnopqrstuvwxyz 1234567890&

---

Typeface: **Futura** (Medium)

ABCDEFGHIJKLMNOPQRSTUVWXYZ  
abcdefghijklmnopqrstuvwxyz 1234567890&

# A.D.A. Code Compliancy (relating to typeface)

**703.1 General.** Signs shall comply with 703. Where both visual and tactile characters are required, either one sign with both visual and tactile characters, or two separate signs, one with visual, and one with tactile characters, shall be provided.

**703.2 Raised Characters.** Raised characters shall comply with 703.2 and shall be duplicated in braille complying with 703.3. Raised characters shall be installed in accordance with 703.4.

**Advisory 703.2 Raised Characters.** Signs that are designed to be read by touch should not have sharp or abrasive edges.

**703.2.1 Depth.** Raised characters shall be 1/32 inch (0.8 mm) minimum above their background. **703.2.2 Case.** Characters shall be uppercase.

**703.2.3 Style.** Characters shall be sans serif. Characters shall not be italic, oblique, script, highly decorative, or of other unusual forms.

**703.2.4 Character Proportions.** Characters shall be selected from fonts where the width of the uppercase letter "O" is 55 percent minimum and 110 percent maximum of the height of the uppercase letter "I".

**703.2.5 Character Height.** Character height measured vertically from the baseline of the character shall be 5/8 inch (16 mm) minimum and 2 inches (51 mm) maximum based on the height of the uppercase letter "I".

**EXCEPTION:** Where separate raised and visual characters with the same information are provided, raised character height shall be permitted to be 1/2 inch (13 mm) minimum.

**703.2.6 Stroke Thickness.** Stroke thickness of the uppercase letter "I" shall be 15 percent maximum of the height of the character.

**703.2.7 Character Spacing.** Character spacing shall be measured between the two closest points of adjacent raised characters within a message, excluding word spaces. Where characters have rectangular cross sections, spacing between individual raised characters shall be 1/8 inch (3.2 mm) minimum and 4 times the raised character stroke width maximum. Where characters have other cross sections, spacing between individual raised characters shall be 1/16 inch (1.6 mm) minimum and 4 times the raised character stroke width maximum at the base of the cross sections, and 1/8 inch (3.2 mm) minimum and 4 times the raised character stroke width maximum at the top of the cross sections. Characters shall be separated from raised borders and decorative elements 3/8 inch (9.5 mm) minimum.

**703.2.8 Line Spacing.** Spacing between the baselines of separate lines of raised characters within a message shall be 135 percent minimum and 170 percent maximum of the raised character height.

**703.3 Braille.** Braille shall be contracted (Grade 2) and shall comply with **703.3 and 703.4.**

**703.3.1 Dimensions and Capitalization.** Braille dots shall have a domed or rounded shape and shall comply with Table **703.3.1.** The indication of an uppercase letter or letters shall only be used before the first word of sentences, proper nouns and names, individual letters of the alphabet, initials, and acronyms.

**703.3.2 Position.** Braille shall be positioned below the corresponding text. If text is multi-lined, braille shall be placed below the entire text. Braille shall be separated 3/8 inch (9.5 mm) minimum from any other tactile characters and 3/8 inch (9.5 mm) minimum from raised borders and decorative elements.

**703.4.1 Height Above Finish Floor or Ground.** Tactile characters on signs shall be located 48 inches (1220 mm) minimum above the finish floor or ground surface, measured from the baseline of the lowest tactile character and 60 inches (1525 mm) maximum above the finish floor or ground surface, measured from the baseline of the highest tactile character.

**703.4.2 Location.** Where a tactile sign is provided at a door, the sign shall be located alongside the door at the latch side. Where a tactile sign is provided at double doors with one active leaf, the sign shall be located on the inactive leaf. Where a tactile sign is provided at double doors with two active leaves, the sign shall be located to the right of the right hand door. Where there is no wall space at the latch side of a single door or at the right side of double doors, signs shall be located on the nearest adjacent wall. Signs containing tactile characters shall be located so that a clear floor space of 18 inches (455 mm) minimum by 18 inches (455 mm) minimum, centered on the tactile characters, is provided beyond the arc of any door swing between the closed position and 45 degree open position.

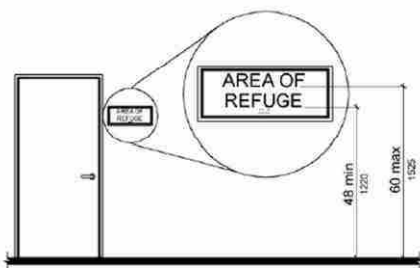


Figure 703.4.1 Height of Tactile Characters Above Finish Floor or Ground

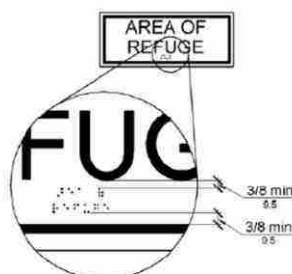


Figure 703.3.2 Position of Braille

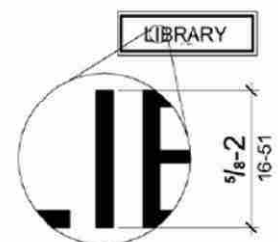


Figure 703.2.5 Height of Raised Characters